

# MATCH REPORT

## 2019 CANTERBURY CUP NSW - ROUND 25

### MOUNTIES VS NEWTOWN JETS



#### MOUNTIES

LINEUP	PLAYER STATS			
	Mins	Tackles	Metres	Points
21 Ata Hingano	80	11	102	0
2 Tony Satini	80	3	97	0
3 Reubenn Rennie	80	5	131	0
18 Matthew Timoko	80	16	51	4
5 Harley Smith-Shields	80	3	94	12
6 Brendan O'Hagan	80	5	62	0
7 Sam Williams	66	11	57	4
19 Vincent Rennie	38	13	92	0
9 Tom Starling	80	37	72	0
23 Royce Hunt	46	13	98	0
11 Reuben Porter	74	24	66	0
12 Jack Murchie	80	21	96	0
13 Luke Bateman	64	30	80	0
14 Dan Keir	42	21	72	0
15 Jarrett Boland	16	6	30	0
16 Dean Matterson	31	12	40	0
22 Steve Tavita	23	9	57	0

TOP 3 PLAYERS STATS	
<b>Made Tackles</b>	
Tom Starling	37
Luke Bateman	30
Reuben Porter	24
<b>Runs</b>	
Reubenn Rennie	14
Tom Starling	11
Harley Smith-Shields	11
<b>Metres with Ball</b>	
Reubenn Rennie	131
Ata Hingano	102
Royce Hunt	98
<b>Kicks In Play</b>	
Sam Williams	6
Brendan O'Hagan	3
Tom Starling	2

#### GAME DATA

20 2019-09-07 44  
CAMPBELLTOWN STADIUM

#### REFEREES

DREW OULTRAM

MOU	POINT SCORING		JET
Scored	Missed		Missed
4		TRIES	8
2	2	CONVERSIONS	3
0	0	PENALTY GOALS	0
0	0	DROP GOALS	0



MOU	ATTACKING		JET
146		RUNS	149
1304		RUN METRES	1538
4		LINEBREAKS	10
2		LINEBREAK ASSISTS	5

MOU	KICKING		JET
13		KICKS	14
302		KICKING METRES	345
0		40/20	2

MOU	TACKLES		JET
240		MADE	237
16		INEFFECTIVE	14
50		MISSED	25

MOU	ERRORS		JET
7		ERRORS	7
8		PENALTIES AGAINST	6
0		SINBIN	0
0		SENT OFF	0

#### JETS

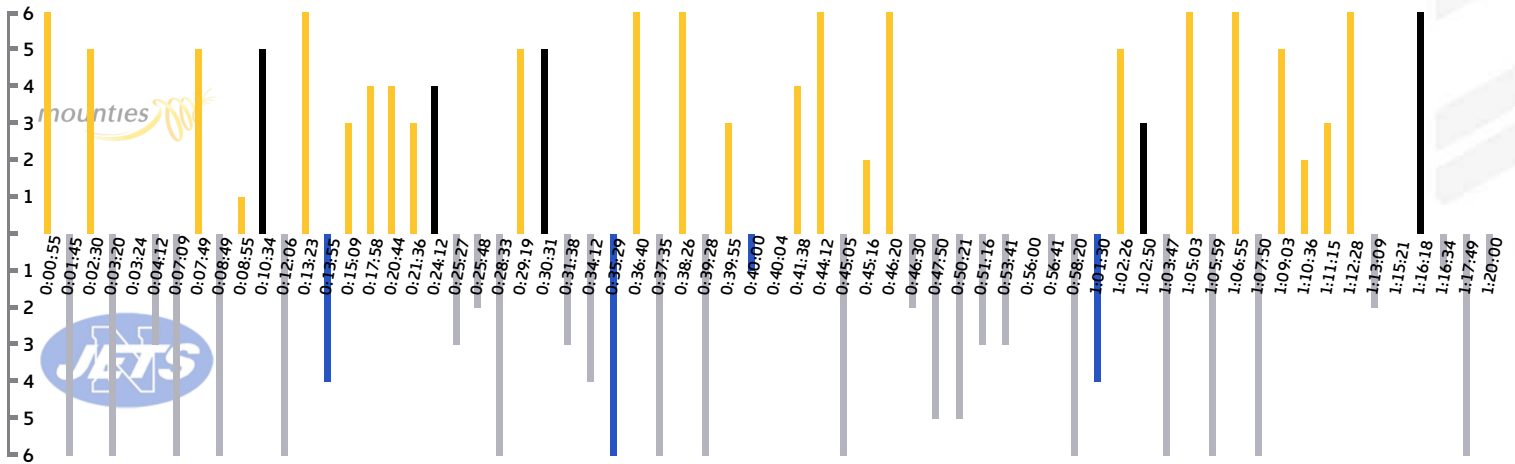
LINEUP	PLAYER STATS			
	Mins	Tackles	Metres	Points
William Kennedy	73	4	64	4
Sione Katoa	80	2	82	4
Aaron Gray	80	16	82	0
Jackson Ferris	80	8	172	8
Tyrone Phillips	66	0	101	4
Jack A Williams	80	12	57	0
Braydon Trindall	80	9	101	16
Wesley Lolo	36	20	46	0
Blayke Brailey	80	25	14	0
Jaimin Jolliffe	45	30	89	0
Scott Sorensen	80	23	195	0
Siosifa Talakai	67	13	94	0
Jayson Bukuya	53	27	93	0
Toby Rudolf	57	27	164	4
Teig Wilton	27	6	71	4
Daniel Vasquez	43	12	91	0
Luke PolSELLI	14	3	15	0

TOP 3 PLAYERS STATS	
<b>Made Tackles</b>	
30	Jaimin Jolliffe
27	Toby Rudolf
27	Jayson Bukuya
<b>Runs</b>	
15	Toby Rudolf
15	Braydon Trindall
14	Scott Sorensen
<b>Metres with Ball</b>	
195	Scott Sorensen
172	Jackson Ferris
164	Toby Rudolf
<b>Kicks In Play</b>	
7	Braydon Trindall
4	Jack A Williams
2	Blayke Brailey

# MATCH REPORT

## 2019 CANTERBURY CUP NSW - ROUND 25

MOUNTIES				COMPLETIONS			JETS			
STAT TYPE	1	2	TOT	MOU	COMPLETION %	JET	STAT TYPE	1	2	TOT
Complete Sets	13	11	24	77%			Complete Sets	13	15	28
Incomplete Sets	4	3	7				Incomplete Sets	3	3	6
Completion %	76%	79%	77%				Completion %	81%	83%	82%



KEY

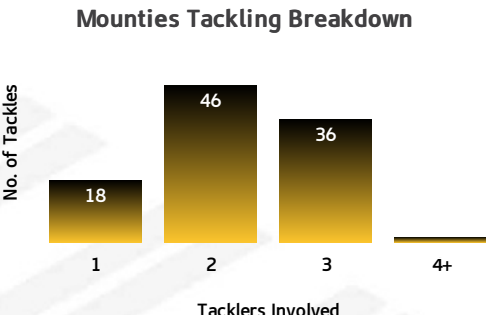
Complete Mounties Complete Jets  
 Incomplete Mounties Incomplete Jets

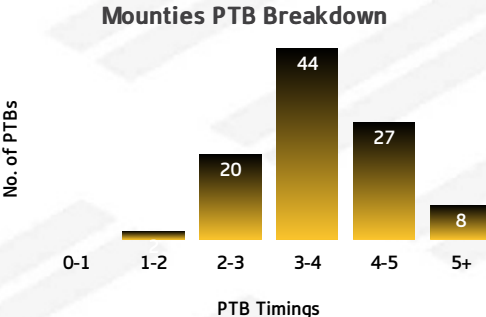
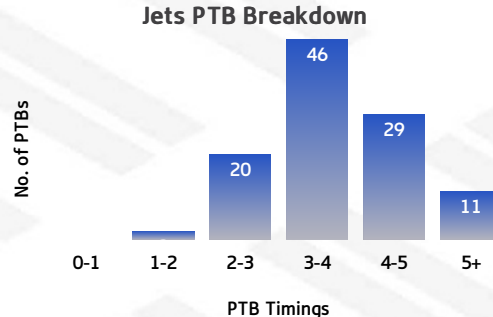
MOUNTIES							RUNNING METRES				JETS						
LINEUP	ALL RUNS	ALL RUN METRES	D/H RUNS	D/H RUN METRES	P/C RUN METRES	L/E RUNS	MOU	AVERAGE SET RUN DISTANCE	JET	LINEUP	ALL RUNS	ALL RUN METRES	D/H RUNS	D/H RUN METRES	P/C RUN METRES	L/E RUNS	
Ata Hingano	11	102	0	0	23	4	42m		45m	William Kennedy	7	64	0	0	15	0	
Tony Satini	9	97	0	0	39	0				Sione Katoa	8	82	0	0	20	0	
Reubenn Rennie	14	131	3	29	28	0				Aaron Gray	9	82	0	0	29	0	
Matthew Timoko	7	51	2	18	16	0				Jackson Ferris	9	172	0	0	23	0	
Harley Smith-Shield...	11	94	0	0	17	0				Tyrone Phillips	12	101	1	11	27	0	
Brendan O'Hagan	8	62	1	7	29	0				Jack A Williams	6	57	0	0	8	4	
Sam Williams	9	57	1	11	3	3				Braydon Trindall	15	101	0	0	15	3	
Vincent Rennie	10	92	0	0	37	0				Wesley Lolo	6	46	0	0	29	0	
Tom Starling	11	72	8	54	13	2				Blayke Brailey	3	14	3	14	0	1	
Royce Hunt	9	98	0	0	23	0				Jaimin Jolliffe	9	89	0	0	34	0	
Reuben Porter	8	66	0	0	26	0				Scott Sorensen	14	195	0	0	53	0	
Jack Murchie	10	96	0	0	31	0				Siosifa Talakai	9	94	0	0	37	0	
Luke Bateman	7	80	0	0	26	0				Jayson Bukuya	9	93	0	0	40	0	
Dan Keir	8	72	0	0	19	0				Toby Rudolf	15	164	0	0	60	0	
Jarrett Boland	4	30	0	0	11	0				Teig Wilton	6	71	0	0	17	1	
Dean Matterson	6	40	0	0	10	0				Daniel Vasquez	10	91	0	0	27	0	
Steve Tavita	4	57	0	0	14	0				Luke Polselli	2	15	1	9	3	0	

# MATCH REPORT

## 2019 CANTERBURY CUP NSW - ROUND 25

MOUNTIES								PASSING/KICKING			JETS							
LINEUP	RECEIPTS	PASSES	PASSES/RUN	DUMMY PASSES	KICKS	KICK METRES	LONG KICKS SPACE	MOU	PASSING	JET	LINEUP	RECEIPTS	PASSES	PASSES/RUN	DUMMY PASSES	KICKS	KICK METRES	LONG KICKS SPACE
Ata Hingano	31	24	2.18	5	1	0	0	295	RECEIPTS	316	William Kennedy	17	6	0.86	1	0	0	0
Tony Satini	14	4	0.44	1	1	7	0	159	PASSES	168	Sione Katoa	10	1	0.13	1	0	0	0
Reubenn Rennie	17	7	0.5	2	0	0	0	10	SHIFTS LEFT	7	Aaron Gray	13	4	0.44	0	0	0	0
Matthew Timoko	9	2	0.29	1	0	0	0	10	SHIFTS RIGHT	8	Jackson Ferris	8	1	0.11	2	1	27	0
Harley Smith-Shield...	15	3	0.27	0	0	0	0	1.09	PASSES/RUN	1.13	Tyrone Phillips	12	0	0	2	0	0	0
Brendan O'Hagan	17	5	0.63	4	3	99	1	32	DUMMY PASSES	47	Jack A Williams	30	26	4.33	6	4	48	0
Sam Williams	26	18	2	4	6	123	0	5	OFFLOADS	11	Braydon Trindall	36	21	1.4	7	7	167	1
Vincent Rennie	11	1	0.1	1	0	0	0	<b>MOU KICKING JET</b>			Wesley Lolo	8	2	0.33	1	0	0	0
Tom Starling	89	82	7.45	7	2	71	1	13	KICKS	14	Blayne Brailey	94	92	30.67	13	2	101	1
Royce Hunt	9	0	0	1	0	0	0	302	KICKING METRES	345	Jaimin Jolliffe	10	1	0.11	1	0	0	0
Reuben Porter	8	0	0	0	0	0	0	2	BOMB KICKS	1	Scott Sorensen	16	4	0.29	4	0	0	0
Jack Murchie	12	2	0.2	1	0	0	0	3	GRUBBER KICKS	7	Siosifa Talakai	14	3	0.33	2	0	0	0
Luke Bateman	8	1	0.14	1	0	0	0	4	CHIP KICKS	2	Jayson Bukuya	9	1	0.11	1	0	0	0
Dan Keir	8	0	0	0	0	0	0	0	CROSSFIELD KICKS	0	Toby Rudolf	18	2	0.13	3	0	0	0
Jarrett Boland	4	0	0	0	0	0	0	1	FORCED DROPOUT KICKS	0	Teig Wilton	6	2	0.33	1	0	0	0
Dean Matterson	13	10	1.67	4	0	0	0	0	DEAD IN GOAL KICKS	0	Daniel Vasquez	12	1	0.1	1	0	0	0
Steve Tavita	4	0	0	0	0	0	0	2	LONG KICKS INTO SPACE	2	Luke Polselli	3	1	0.5	1	0	0	0

MOUNTIES				TACKLING			JETS			
<b>Mounties Tackling Breakdown</b>				MOU	TACKLING	JET	<b>Jets Tackling Breakdown</b>			
				240	TACKLES MADE	237				
				16	INEFFECTIVE	14				
				50	MISSED	25				
				78.4	EFFECTIVE TACKLE %	85.9				
				18	ONE ON ONE TACKLES	15				
				46	2 MAN TACKLES	58				
				36	3 MAN TACKLES	33				
				2	4+ MAN TACKLES	0				

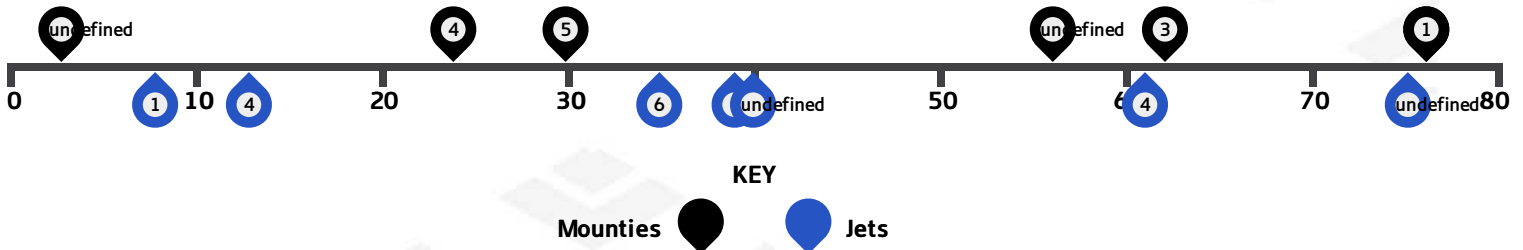
MOUNTIES						PLAY THE BALL			JETS					
<b>Mounties PTB Breakdown</b>						MOU	PTB (SECONDS)	JET	<b>Jets PTB Breakdown</b>					
						0	0-1 SECONDS	0						
						2	1-2 SECONDS	2						
						20	2-3 SECONDS	20						
						44	3-4 SECONDS	46						
						27	4-5 SECONDS	29						
						8	5+ SECONDS	11						

# MATCH REPORT

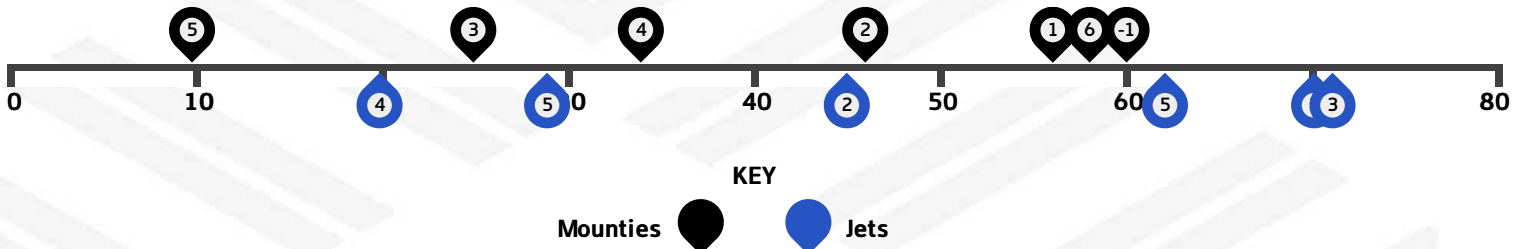
## 2019 CANTERBURY CUP NSW - ROUND 25

MOUNTIES							NEGATIVE PLAY			JETS						
LINEUP	ERRORS	PENALTIES	PTB PENALTIES	GENERAL PENALTIES	F/PLAY PENALTIES	OFFSIDE PENALTIES	MOU	NEGATIVE PLAY	JET	LINEUP	ERRORS	PENALTIES	PTB PENALTIES	GENERAL PENALTIES	F/PLAY PENALTIES	OFFSIDE PENALTIES
Ata Hingano	0	0	0	0	0	0	7	ERRORS	7	William Kennedy	1	0	0	0	0	0
Tony Satini	1	0	0	0	0	0	8	PENALTIES (TOTAL)	6	Sione Katoa	0	0	0	0	0	0
Reubenn Rennie	0	0	0	0	0	0	3	PTB DEFENCE PENALTIES	4	Aaron Gray	2	1	1	0	0	0
Matthew Timoko	0	0	0	0	0	0	4	GENERAL PLAY PENALTIES	0	Jackson Ferris	1	0	0	0	0	0
Harley Smith-Shield...	3	0	0	0	0	0	2	FOUL PLAY PENALTIES	1	Tyrone Phillips	0	0	0	0	0	0
Brendan O'Hagan	0	1	1	0	0	0	0	OFFSIDE PENALTIES	1	Jack A Williams	0	1	1	0	0	0
Sam Williams	0	2	0	1	1	0	0	SCRUM PENALTIES	0	Braydon Trindall	0	0	0	0	0	0
Vincent Rennie	0	0	0	0	0	0	0	ON REPORTS	0	Wesley Lolo	0	0	0	0	0	0
Tom Starling	2	0	0	0	0	0	0	SIN BINS	0	Blayke Brailey	0	0	0	0	0	0
Royce Hunt	0	0	0	0	0	0	0	SEND OFFS	0	Jaimin Jolliffe	0	0	0	0	0	0
Reuben Porter	0	1	0	1	1	0				Scott Sorensen	0	0	0	0	0	0
Jack Murchie	1	0	0	0	0	0				Siosifa Talakai	2	1	0	0	1	0
Luke Bateman	0	2	1	1	0	0				Jayson Bukuya	0	0	0	0	0	0
Dan Keir	0	2	1	1	0	0				Toby Rudolf	0	2	1	0	0	1
Jarrett Boland	0	0	0	0	0	0				Teig Wilton	0	1	1	0	0	0
Dean Matterson	0	0	0	0	0	0				Daniel Vasquez	1	0	0	0	0	0
Steve Tavita	0	0	0	0	0	0				Luke Polselli	0	0	0	0	0	0

### ERROR TIMELINE




### PENALTY TIMELINE




# MATCH REPORT

## 2019 CANTERBURY CUP NSW - ROUND 25

### MOUNTIES

		No	Name	Player Position	Minutes	Tries	Goals	Field Goals	Goal %	Points	All Runs	All Run Metres	Dummy Half Runs	Post Contact Metres	Try Assists	Linebreak Assists	Linebreaks	Tacklebreaks	Kicks	Bomb Kicks	Kicking Metres	Offloads	Tackles	Missed Tackles	Ineffective Tackles	Try Saves (post)	Try Causes	Decoys (post)	Supports (post)
21	Ata Hingano	Fullback	80	0	0	0	0	0	0	0	11	102	0	23	0	0	0	1	1	0	0	0	11	6	3	0	2	2	8
2	Tony Satini	Winger	80	0	0	0	0	0	0	0	9	97	0	39	0	0	0	2	1	0	7	1	3	4	1	0	2	1	12
3	Reubenn Rennie	Centre	80	0	0	0	0	0	0	0	14	131	3	28	3	2	1	3	0	0	0	1	5	3	0	0	0	1	17
18	Matthew Timoko	Centre	80	1	0	0	0	0	4	7	51	2	16	0	0	1	3	0	0	0	0	0	16	6	2	0	4	0	9
5	Harley Smith-Shields	Winger	80	3	0	0	0	0	12	11	94	0	17	0	0	2	6	0	0	0	0	0	3	1	2	0	1	1	12
6	Brendan O'Hagan	Five-Eighth	80	0	0	0	0	0	0	8	62	1	29	0	0	0	1	3	0	99	1	5	5	0	0	0	0	2	29
7	Sam Williams	Halfback	66	0	2	0	50	4	9	57	1	3	0	0	0	0	1	6	1	123	0	11	3	0	0	1	0	11	
19	Vincent Rennie	Prop	38	0	0	0	0	0	0	10	92	0	37	0	0	0	2	0	0	0	0	0	13	3	0	0	1	5	3
9	Tom Starling	Hooker	80	0	0	0	0	0	0	11	72	8	13	0	0	0	3	2	1	71	0	37	3	3	0	0	1	2	
23	Royce Hunt	Prop	46	0	0	0	0	0	0	9	98	0	23	0	0	0	0	0	0	0	0	0	13	2	1	0	2	8	6
11	Reuben Porter	2nd Row	74	0	0	0	0	0	0	8	66	0	26	0	0	0	0	0	0	0	0	0	24	0	0	0	0	7	10
12	Jack Murchie	2nd Row	80	0	0	0	0	0	0	10	96	0	31	0	0	0	2	0	0	0	0	0	21	6	0	0	1	4	14
13	Luke Bateman	Lock	64	0	0	0	0	0	0	7	80	0	26	0	0	0	1	0	0	0	0	0	30	5	2	0	1	6	11
14	Dan Keir	Interchange	42	0	0	0	0	0	0	8	72	0	19	0	0	0	0	0	0	0	0	1	21	1	1	0	1	0	14
15	Jarrett Boland	Interchange	16	0	0	0	0	0	0	4	30	0	11	0	0	0	0	0	0	0	0	0	6	0	1	0	1	1	5
16	Dean Matterson	Interchange	31	0	0	0	0	0	0	6	40	0	10	0	0	0	0	0	0	0	0	1	12	0	0	0	1	1	2
22	Steve Tavita	Interchange	23	0	0	0	0	0	0	4	57	0	14	0	0	0	0	0	0	0	0	0	9	2	0	0	1	3	6

### NEWTOWN JETS

		No	Name	Player Position	Minutes	Tries	Goals	Field Goals	Goal %	Points	All Runs	All Run Metres	Dummy Half Runs	Post Contact Metres	Try Assists	Linebreak Assists	Linebreaks	Tacklebreaks	Kicks	Bomb Kicks	Kicking Metres	Offloads	Tackles	Missed Tackles	Ineffective Tackles	Try Saves (post)	Try Causes	Decoys (post)	Supports (post)	
1	William Kennedy	Fullback	73	1	0	0	0	0	4	7	64	0	15	1	1	0	7	0	0	0	0	0	4	5	1	0	1	0	10	
2	Sione Katoa	Winger	80	1	0	0	0	0	4	8	82	0	20	0	0	1	6	0	0	0	1	2	2	0	0	3	1	11		
3	Aaron Gray	Centre	80	0	0	0	0	0	0	9	82	0	29	0	0	0	4	0	0	0	0	0	16	2	1	0	2	1	13	
4	Jackson Ferris	Centre	80	2	0	0	0	0	8	9	172	0	23	0	0	1	4	1	0	27	0	8	2	0	0	1	2	14		
5	Tyrone Phillips	Winger	66	1	0	0	0	0	4	12	101	1	27	0	0	1	4	0	0	0	0	0	1	0	0	1	0	10		
6	Jack A Williams	Five-Eighth	80	0	0	0	0	0	0	6	57	0	8	0	1	0	2	4	0	48	0	12	0	0	0	0	0	2	22	
7	Braydon Trindall	Halfback	80	1	6	0	66.67	16	15	101	0	15	1	0	2	1	7	1	167	4	9	3	1	0	1	0	1	0	13	
8	Wesley Lolo	Prop	36	0	0	0	0	0	0	6	46	0	29	0	0	0	1	0	0	0	0	0	20	0	0	0	0	2	8	
26	Blayne Brailey	Hooker	80	0	0	0	0	0	0	3	14	3	0	0	0	0	1	2	0	101	1	25	1	2	0	1	0	4		
10	Jaimin Jolliffe	Prop	45	0	0	0	0	0	0	9	89	0	34	0	0	0	0	0	0	0	0	0	30	1	2	0	0	4	7	
9	Scott Sorensen	2nd Row	80	0	0	0	0	0	0	14	195	0	53	3	2	2	6	0	0	0	1	23	0	1	0	0	2	16		
12	Siosifa Talakai	2nd Row	67	0	0	0	0	0	0	9	94	0	37	0	1	0	5	0	0	0	1	13	3	2	0	0	4	11		
14	Jayson Bukuya	Lock	53	0	0	0	0	0	0	9	93	0	40	0	0	0	0	0	0	0	0	1	27	2	0	0	0	5	11	
11	Toby Rudolf	Interchange	57	1	0	0	0	0	4	15	164	0	60	0	0	1	5	0	0	0	1	27	1	2	0	0	4	10		
13	Teig Wilton	Interchange	27	1	0	0	0	0	4	6	71	0	17	0	0	2	3	0	0	0	0	0	6	0	1	0	0	0	4	
17	Daniel Vasquez	Interchange	43	0	0	0	0	0	0	10	91	0	27	0	0	0	1	0	0	0	0	0	12	2	1	0	0	3	12	
18	Luke Polselli	Interchange	14	0	0	0	0	0	0	2	15	1	3	0	0	0	0	0	0	0	0	1	3	0	0	0	0	0	0	2