

MATCH REPORT

2018 INTRUST SUPER PREMIERSHIP NSW - ROUND 15



ST. GEORGE ILLAWARRA DRAGONS NSW CUP VS BLACKTOWN WORKERS SEA EAGLES



DRAGONS

| LINEUP | PLAYER STATS | | | |
|-------------------|--------------|---------|--------|--------|
| | Mins | Tackles | Metres | Points |
| 1 Patrick Herbert | 80 | 2 | 171 | 0 |
| 2 John Tohi | 80 | 3 | 138 | 0 |
| 3 Steven Marsters | 80 | 11 | 76 | 4 |
| 4 Reuben Garrick | 80 | 16 | 54 | 0 |
| 5 Jordan Pereira | 80 | 2 | 141 | 4 |
| 6 Jai Field | 80 | 14 | 92 | 0 |
| 7 Darren Nicholls | 80 | 24 | 85 | 0 |
| 8 Josh Kerr | 31 | 17 | 93 | 0 |
| 9 Reece Robson | 80 | 52 | 54 | 4 |
| 10 Blake Lawrie | 32 | 55 | 79 | 0 |
| 11 Jackson Ford | 47 | 32 | 97 | 0 |
| 12 Luciano Leilua | 80 | 30 | 169 | 0 |
| 13 Hame Sele | 66 | 32 | 146 | 0 |
| 14 Joe Lovodua | 39 | 14 | 62 | 0 |
| 16 Jay Gallagher | 4 | 3 | 25 | 0 |
| 19 Jacob Host | 57 | 20 | 106 | 0 |
| 20 Pio Sokobalavu | 0 | 7 | 61 | 0 |

| TOP 3 PLAYERS STATS | |
|-------------------------|-----|
| Made Tackles | |
| Blake Lawrie | 55 |
| Reece Robson | 52 |
| Hame Sele | 32 |
| Runs | |
| Patrick Herbert | 16 |
| Luciano Leilua | 14 |
| Jordan Pereira | 14 |
| Metres with Ball | |
| Patrick Herbert | 171 |
| Luciano Leilua | 169 |
| Hame Sele | 146 |
| Kicks In Play | |
| Darren Nicholls | 8 |
| John Tohi | 1 |

GAME DATA

12 2018-06-17 WIN STADIUM 20

REFEREES

RYAN JACKSON

| SGI | | POINT SCORING | | BLA | |
|--------|--------|---------------|--|--------|--------|
| Scored | Missed | | | Missed | Scored |
| 3 | | TRIES | | | 3 |
| 0 | 3 | CONVERSIONS | | 0 | 3 |
| 0 | 0 | PENALTY GOALS | | 0 | 1 |
| 0 | 0 | DROP GOALS | | 0 | 0 |



| SGI | | ATTACKING | | BLA | |
|------|--|-------------------|--|-----|------|
| 156 | | RUNS | | | 160 |
| 1659 | | RUN METRES | | | 1408 |
| 4 | | LINEBREAKS | | | 2 |
| 3 | | LINEBREAK ASSISTS | | | 2 |

| SGI | | KICKING | | BLA | |
|-----|--|----------------|--|-----|-----|
| 9 | | KICKS | | | 20 |
| 185 | | KICKING METRES | | | 467 |
| 0 | | 40/20 | | | 0 |

| SGI | | TACKLES | | BLA | |
|-----|--|-------------|--|-----|-----|
| 334 | | MADE | | | 310 |
| 23 | | INEFFECTIVE | | | 13 |
| 34 | | MISSED | | | 39 |

| SGI | | ERRORS | | BLA | |
|-----|--|-------------------|--|-----|----|
| 14 | | ERRORS | | | 10 |
| 9 | | PENALTIES AGAINST | | | 6 |
| 0 | | SINBIN | | | 0 |
| 0 | | SENT OFF | | | 0 |

SEA EAGLES

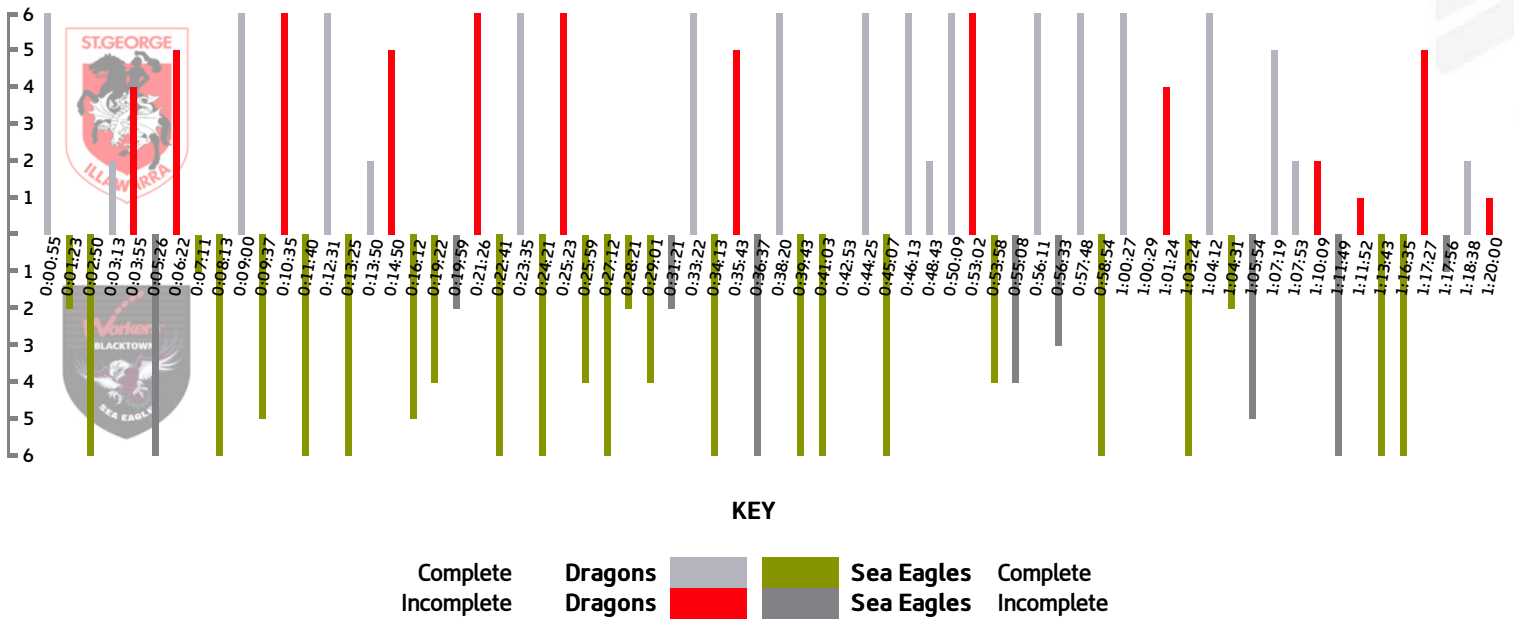
| PLAYER STATS | LINEUP | | | |
|--------------|--------|---------|--------|-----------------------|
| | Mins | Tackles | Metres | Points |
| 63 | 4 | 82 | 0 | Jade Anderson 1 |
| 80 | 4 | 103 | 0 | Maliko Filimo 2 |
| 74 | 12 | 108 | 0 | John Folau 15 |
| 80 | 6 | 95 | 0 | Jonathan Wright 4 |
| 80 | 6 | 123 | 0 | Honeti Tuha 5 |
| 80 | 15 | 59 | 8 | Jackson Hastings 6 |
| 80 | 29 | 60 | 4 | Cade Cust 7 |
| 6 | 2 | 23 | 0 | Lloyd Perrett 8 |
| 69 | 29 | 100 | 0 | Manase Fainu 17 |
| 72 | 33 | 127 | 4 | Toafofoa Siple 10 |
| 70 | 40 | 116 | 0 | James Hasson 11 |
| 80 | 32 | 65 | 0 | Lewis Brown 23 |
| 80 | 38 | 199 | 0 | Tom Amone 13 |
| 27 | 20 | 2 | 0 | Joey Lussick 9 |
| 54 | 10 | 53 | 4 | Tyler Cassel 14 |
| 15 | 10 | 14 | 0 | Tekina Vailea 16 |
| 31 | 20 | 72 | 0 | Fred Junior Mauala 22 |

| TOP 3 PLAYERS STATS | |
|-------------------------|------------------|
| Made Tackles | |
| 40 | James Hasson |
| 38 | Tom Amone |
| 33 | Toafofoa Siple |
| Runs | |
| 20 | Tom Amone |
| 14 | Jonathan Wright |
| 13 | James Hasson |
| Metres with Ball | |
| 199 | Tom Amone |
| 127 | Toafofoa Siple |
| 123 | Honeti Tuha |
| Kicks In Play | |
| 7 | Jackson Hastings |
| 6 | Cade Cust |
| 4 | Manase Fainu |

MATCH REPORT

2018 INTRUST SUPER PREMIERSHIP NSW - ROUND 15

| DRAGONS | | | | COMPLETIONS | | | SEA EAGLES | | | |
|-----------------|-----|-----|-----|-------------|--------------|-----|-----------------|-----|-----|-----|
| STAT TYPE | 1 | 2 | TOT | SGI | COMPLETION % | BLA | STAT TYPE | 1 | 2 | TOT |
| Complete Sets | 8 | 11 | 19 | 59% | | 69% | Complete Sets | 17 | 8 | 25 |
| Incomplete Sets | 7 | 6 | 13 | | | | Incomplete Sets | 4 | 7 | 11 |
| Completion % | 53% | 65% | 59% | | | | Completion % | 81% | 53% | 69% |



| DRAGONS | | | | | | | RUNNING METRES | | | | SEA EAGLES | | | | | | |
|-----------------|----------|----------------|----------|----------------|----------------|----------|----------------|--------------------------|--|-----|--------------------|----------|----------------|----------|----------------|----------------|----------|
| LINEUP | ALL RUNS | ALL RUN METRES | D/H RUNS | D/H RUN METRES | P/C RUN METRES | L/E RUNS | SGI | AVERAGE SET RUN DISTANCE | | BLA | LINEUP | ALL RUNS | ALL RUN METRES | D/H RUNS | D/H RUN METRES | P/C RUN METRES | L/E RUNS |
| Patrick Herbert | 16 | 171 | 1 | 2 | 66 | 0 | 52m | | | 39m | Jade Anderson | 7 | 82 | 0 | 0 | 15 | 0 |
| John Tohi | 12 | 138 | 1 | 8 | 54 | 0 | | | | | Jade Anderson | 7 | 82 | 0 | 0 | 15 | 0 |
| Steven Marsters | 8 | 76 | 0 | 0 | 32 | 0 | 450 | BACK THREE | | 308 | Maliko Filimo | 13 | 103 | 2 | 6 | 26 | 0 |
| Reuben Garrick | 6 | 54 | 0 | 0 | 21 | 1 | | | | | Maliko Filimo | 13 | 103 | 2 | 6 | 26 | 0 |
| Jordan Pereira | 14 | 141 | 1 | 11 | 52 | 1 | 130 | CENTRES | | 203 | John Folau | 12 | 108 | 0 | 0 | 41 | 0 |
| Jai Field | 11 | 92 | 1 | 13 | 8 | 6 | | | | | John Folau | 12 | 108 | 0 | 0 | 41 | 0 |
| Darren Nicholls | 10 | 85 | 0 | 0 | 8 | 2 | 177 | HALVES | | 119 | Jonathan Wright | 14 | 95 | 0 | 0 | 31 | 0 |
| Josh Kerr | 8 | 93 | 0 | 0 | 36 | 0 | | | | | Jonathan Wright | 14 | 95 | 0 | 0 | 31 | 0 |
| Reece Robson | 5 | 54 | 3 | 24 | 21 | 2 | 412 | EDGE FORWARDS/LOCK | | 380 | Honeti Tuha | 13 | 123 | 0 | 0 | 40 | 0 |
| Blake Lawrie | 8 | 79 | 0 | 0 | 25 | 0 | | | | | Honeti Tuha | 13 | 123 | 0 | 0 | 40 | 0 |
| Jackson Ford | 8 | 97 | 0 | 0 | 34 | 0 | 172 | PROPS | | 150 | Jackson Hastings | 10 | 59 | 0 | 0 | 12 | 3 |
| Luciano Leilua | 14 | 169 | 0 | 0 | 65 | 0 | | | | | Jackson Hastings | 10 | 59 | 0 | 0 | 12 | 3 |
| Hame Sele | 11 | 146 | 0 | 0 | 60 | 0 | 54 | HOOKER | | 100 | Cade Cust | 7 | 60 | 0 | 0 | 10 | 2 |
| Joe Lovodua | 6 | 62 | 0 | 0 | 18 | 0 | | | | | Cade Cust | 7 | 60 | 0 | 0 | 10 | 2 |
| Jay Gallagher | 2 | 25 | 0 | 0 | 14 | 0 | 254 | INTERCHANGE | | 141 | Lloyd Perrett | 2 | 23 | 0 | 0 | 8 | 0 |
| Jacob Host | 12 | 106 | 0 | 0 | 46 | 0 | | | | | Lloyd Perrett | 2 | 23 | 0 | 0 | 8 | 0 |
| Pio Sokobalavu | 5 | 61 | 0 | 0 | 27 | 0 | SGI | DUMMY HALF (M) | | BLA | Manase Fainu | 10 | 100 | 5 | 62 | 38 | 0 |
| | | | | | | | | | | | Manase Fainu | 10 | 100 | 5 | 62 | 38 | 0 |
| | | | | | | | 21 | BACK THREE | | 6 | Toafofoa Siple | 13 | 127 | 0 | 0 | 44 | 0 |
| | | | | | | | 0 | CENTRES | | 0 | James Hasson | 13 | 116 | 0 | 0 | 44 | 1 |
| | | | | | | | 13 | HALVES | | 0 | Lewis Brown | 7 | 65 | 0 | 0 | 25 | 0 |
| | | | | | | | 0 | EDGE FORWARDS/LOCK | | 0 | Tom Amone | 20 | 199 | 0 | 0 | 71 | 1 |
| | | | | | | | 0 | PROPS | | 0 | Joey Lussick | 1 | 2 | 1 | 2 | 0 | 0 |
| | | | | | | | 24 | HOOKER | | 62 | Tyler Cassel | 8 | 53 | 0 | 0 | 22 | 0 |
| | | | | | | | 0 | INTERCHANGE | | 2 | Tekina Vailea | 2 | 14 | 0 | 0 | 6 | 0 |
| | | | | | | | | | | | Fred Junior Mauala | 8 | 72 | 0 | 0 | 18 | 0 |

MATCH REPORT

2018 INTRUST SUPER PREMIERSHIP NSW - ROUND 15

DRAGONS PASSING/KICKING SEA EAGLES

| LINEUP | RECEIPTS | PASSES | PASSES/RUN | DUMMY PASSES | KICKS | KICK METRES | LONG KICKS SPACE |
|-----------------|----------|--------|------------|--------------|-------|-------------|------------------|
| Patrick Herbert | 24 | 5 | 0.31 | 3 | 0 | 0 | 0 |
| John Tohi | 14 | 0 | 0 | 1 | 1 | 8 | 0 |
| Steven Marsters | 12 | 5 | 0.62 | 1 | 0 | 0 | 0 |
| Reuben Garrick | 10 | 5 | 0.83 | 0 | 0 | 0 | 0 |
| Jordan Pereira | 15 | 1 | 0.07 | 0 | 0 | 0 | 0 |
| Jai Field | 28 | 25 | 2.27 | 1 | 0 | 0 | 0 |
| Darren Nicholls | 60 | 45 | 4.5 | 12 | 8 | 177 | 3 |
| Josh Kerr | 8 | 0 | 0 | 1 | 0 | 0 | 0 |
| Reece Robson | 97 | 96 | 19.2 | 9 | 0 | 0 | 0 |
| Blake Lawrie | 8 | 0 | 0 | 0 | 0 | 0 | 0 |
| Jackson Ford | 9 | 0 | 0 | 0 | 0 | 0 | 0 |
| Luciano Leilua | 15 | 1 | 0.07 | 1 | 0 | 0 | 0 |
| Hame Sele | 13 | 2 | 0.18 | 0 | 0 | 0 | 0 |
| Joe Lovodua | 9 | 3 | 0.5 | 1 | 0 | 0 | 0 |
| Jay Gallagher | 2 | 0 | 0 | 0 | 0 | 0 | 0 |
| Jacob Host | 13 | 1 | 0.08 | 1 | 0 | 0 | 0 |
| Pio Sokobalavu | 5 | 0 | 0 | 0 | 0 | 0 | 0 |

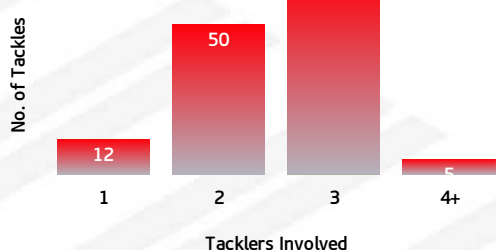
| SGI | PASSING | BLA |
|------|--------------|------|
| 342 | RECEIPTS | 363 |
| 189 | PASSES | 189 |
| 7 | SHIFTS LEFT | 6 |
| 16 | SHIFTS RIGHT | 8 |
| 1.21 | PASSES/RUN | 1.18 |
| 31 | DUMMY PASSES | 35 |
| 7 | OFFLOADS | 14 |

| SGI | KICKING | BLA |
|-----|-----------------------|-----|
| 9 | KICKS | 20 |
| 185 | KICKING METRES | 467 |
| 1 | BOMB KICKS | 4 |
| 2 | GRUBBER KICKS | 8 |
| 3 | CHIP KICKS | 3 |
| 0 | CROSSFIELD KICKS | 0 |
| 0 | FORCED DROPOUT KICKS | 1 |
| 0 | DEAD IN GOAL KICKS | 0 |
| 3 | LONG KICKS INTO SPACE | 3 |

| LINEUP | RECEIPTS | PASSES | PASSES/RUN | DUMMY PASSES | KICKS | KICK METRES | LONG KICKS SPACE |
|--------------------|----------|--------|------------|--------------|-------|-------------|------------------|
| Jade Anderson | 14 | 6 | 0.86 | 1 | 0 | 0 | 0 |
| Maliko Filimo | 15 | 2 | 0.15 | 0 | 0 | 0 | 0 |
| John Folau | 12 | 2 | 0.17 | 0 | 0 | 0 | 0 |
| Jonathan Wright | 14 | 2 | 0.14 | 2 | 0 | 0 | 0 |
| Honeti Tuha | 23 | 8 | 0.62 | 1 | 1 | 20 | 0 |
| Jackson Hastings | 44 | 29 | 2.9 | 7 | 7 | 174 | 1 |
| Cade Cust | 34 | 24 | 3.43 | 5 | 6 | 58 | 0 |
| Lloyd Perrett | 3 | 0 | 0 | 0 | 0 | 0 | 0 |
| Manase Fainu | 73 | 58 | 5.8 | 11 | 4 | 177 | 2 |
| Toafofoa Siple | 15 | 2 | 0.15 | 0 | 0 | 0 | 0 |
| James Hasson | 14 | 2 | 0.15 | 0 | 0 | 0 | 0 |
| Lewis Brown | 16 | 7 | 1 | 6 | 2 | 37 | 0 |
| Tom Amone | 28 | 8 | 0.4 | 0 | 0 | 0 | 0 |
| Joey Lussick | 39 | 38 | 3.8 | 2 | 0 | 0 | 0 |
| Tyler Cassel | 8 | 0 | 0 | 0 | 0 | 0 | 0 |
| Tekina Vailea | 3 | 1 | 0.5 | 0 | 0 | 0 | 0 |
| Fred Junior Mauala | 8 | 0 | 0 | 0 | 0 | 0 | 0 |

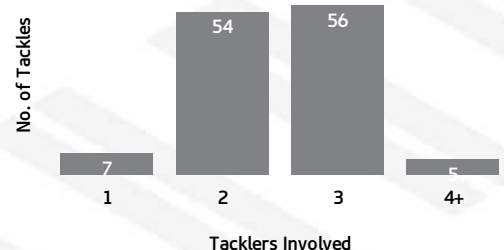
DRAGONS TACKLING SEA EAGLES

Dragons Tackling Breakdown



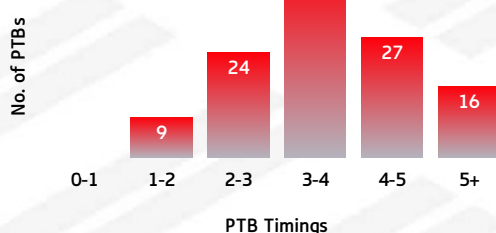
| SGI | TACKLING | BLA |
|------|--------------------|------|
| 334 | TACKLES MADE | 310 |
| 23 | INEFFECTIVE | 13 |
| 34 | MISSED | 39 |
| 85.4 | EFFECTIVE TACKLE % | 85.6 |
| 12 | ONE ON ONE TACKLES | 7 |
| 50 | 2 MAN TACKLES | 54 |
| 66 | 3 MAN TACKLES | 56 |
| 5 | 4+ MAN TACKLES | 5 |

Sea Eagles Tackling Breakdown



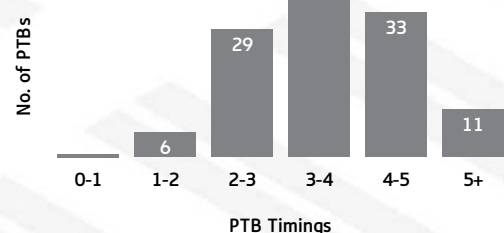
DRAGONS PLAY THE BALL SEA EAGLES

Dragons PTB Breakdown



| SGI | PTB (SECONDS) | BLA |
|-----|---------------|-----|
| 0 | 0-1 SECONDS | 1 |
| 9 | 1-2 SECONDS | 6 |
| 24 | 2-3 SECONDS | 29 |
| 44 | 3-4 SECONDS | 45 |
| 27 | 4-5 SECONDS | 33 |
| 16 | 5+ SECONDS | 11 |

Sea Eagles PTB Breakdown

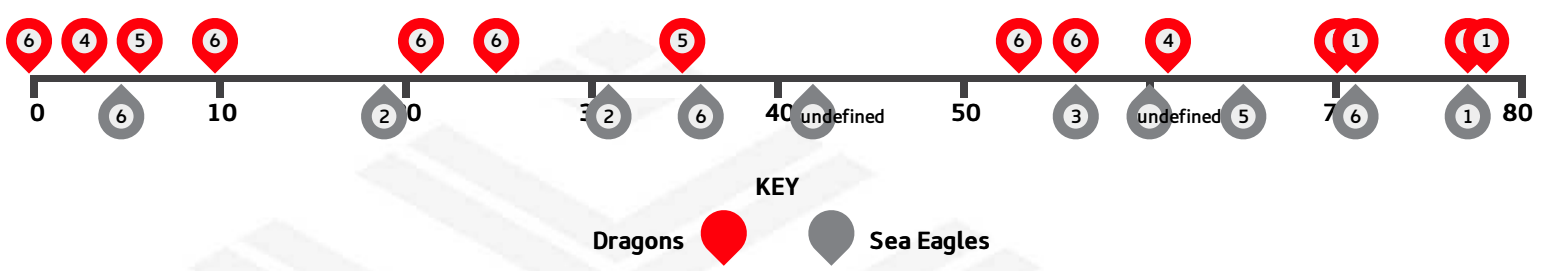


MATCH REPORT

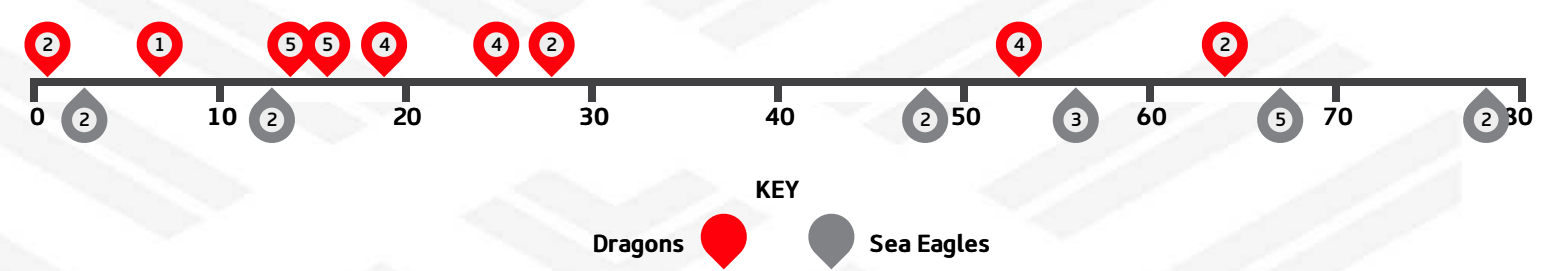
2018 INTRUST SUPER PREMIERSHIP NSW - ROUND 15

| DRAGONS | | | | | | | NEGATIVE PLAY | | | SEA EAGLES | | | | | | |
|-----------------|--------|-----------|---------------|-------------------|------------------|-------------------|---------------|------------------------|-----|--------------------|--------|-----------|---------------|-------------------|------------------|-------------------|
| LINEUP | ERRORS | PENALTIES | PTB PENALTIES | GENERAL PENALTIES | F/PLAY PENALTIES | OFFSIDE PENALTIES | SGI | NEGATIVE PLAY | BLA | LINEUP | ERRORS | PENALTIES | PTB PENALTIES | GENERAL PENALTIES | F/PLAY PENALTIES | OFFSIDE PENALTIES |
| Patrick Herbert | 2 | 2 | 1 | 1 | 0 | 0 | 14 | ERRORS | 10 | Jade Anderson | 1 | 0 | 0 | 0 | 0 | 0 |
| John Tohi | 1 | 0 | 0 | 0 | 0 | 0 | 9 | PENALTIES (TOTAL) | 6 | Maliko Filimo | 1 | 0 | 0 | 0 | 0 | 0 |
| Steven Marsters | 3 | 2 | 1 | 0 | 1 | 0 | 7 | PTB DEFENCE PENALTIES | 4 | John Folau | 3 | 0 | 0 | 0 | 0 | 0 |
| Reuben Garrick | 0 | 0 | 0 | 0 | 0 | 0 | 1 | GENERAL PLAY PENALTIES | 1 | Jonathan Wright | 1 | 0 | 0 | 0 | 0 | 0 |
| Jordan Pereira | 0 | 0 | 0 | 0 | 0 | 0 | 1 | FOUL PLAY PENALTIES | 0 | Honeti Tuha | 0 | 0 | 0 | 0 | 0 | 0 |
| Jai Field | 2 | 0 | 0 | 0 | 0 | 0 | 0 | OFFSIDE PENALTIES | 1 | Jackson Hastings | 0 | 0 | 0 | 0 | 0 | 0 |
| Darren Nicholls | 1 | 0 | 0 | 0 | 0 | 0 | 0 | SCRUM PENALTIES | 0 | Cade Cust | 0 | 1 | 1 | 0 | 0 | 0 |
| Josh Kerr | 3 | 1 | 1 | 0 | 0 | 0 | 0 | ON REPORTS | 0 | Lloyd Perrett | 1 | 0 | 0 | 0 | 0 | 0 |
| Reece Robson | 0 | 0 | 0 | 0 | 0 | 0 | 0 | SIN BINS | 0 | Manase Fainu | 1 | 0 | 0 | 0 | 0 | 0 |
| Blake Lawrie | 0 | 1 | 1 | 0 | 0 | 0 | 0 | SEND OFFS | 0 | Toafofoa Siple | 0 | 1 | 0 | 0 | 0 | 1 |
| Jackson Ford | 1 | 2 | 2 | 0 | 0 | 0 | | | | James Hasson | 0 | 0 | 0 | 0 | 0 | 0 |
| Luciano Leilua | 0 | 0 | 0 | 0 | 0 | 0 | | | | Lewis Brown | 0 | 1 | 1 | 0 | 0 | 0 |
| Hame Sele | 0 | 0 | 0 | 0 | 0 | 0 | | | | Tom Amone | 2 | 2 | 1 | 1 | 0 | 0 |
| Joe Lovodua | 0 | 0 | 0 | 0 | 0 | 0 | | | | Joey Lussick | 0 | 0 | 0 | 0 | 0 | 0 |
| Jay Gallagher | 0 | 0 | 0 | 0 | 0 | 0 | | | | Tyler Cassel | 0 | 0 | 0 | 0 | 0 | 0 |
| Jacob Host | 0 | 0 | 0 | 0 | 0 | 0 | | | | Tekina Vailea | 0 | 0 | 0 | 0 | 0 | 0 |
| Pio Sokobalavu | 0 | 1 | 1 | 0 | 0 | 0 | | | | Fred Junior Mauala | 0 | 1 | 1 | 0 | 0 | 0 |

ERROR TIMELINE




PENALTY TIMELINE



MATCH REPORT


2018 INTRUST SUPER PREMIERSHIP NSW - ROUND 15

ST. GEORGE ILLAWARRA DRAGONS NSW CUP



| No | Name | Player Position | Minutes | Tries | Goals | Field Goals | Goal % | Points | All Runs | All Run Metres | Dummy Half Runs | Post Contact Metres | Try Assists | Linebreak Assists | Linebreaks | Tacklebreaks | Kicks | Bomb Kicks | Kicking Metres | Offloads | Tackles | Missed Tackles | Ineffective Tackles | Try Saves (post) | Try Causes | Decoys (post) | Supports (post) |
|----|-----------------|-----------------|---------|-------|-------|-------------|--------|--------|----------|----------------|-----------------|---------------------|-------------|-------------------|------------|--------------|-------|------------|----------------|----------|---------|----------------|---------------------|------------------|------------|---------------|-----------------|
| 1 | Patrick Herbert | Fullback | 80 | 0 | 0 | 0 | 0 | 0 | 16 | 171 | 1 | 66 | 0 | 0 | 0 | 8 | 0 | 0 | 0 | 1 | 2 | 1 | 0 | 0 | 1 | 0 | 4 |
| 2 | John Tohi | Winger | 80 | 0 | 0 | 0 | 0 | 0 | 12 | 138 | 1 | 54 | 0 | 0 | 0 | 2 | 1 | 0 | 8 | 0 | 3 | 0 | 3 | 0 | 0 | 1 | 6 |
| 3 | Steven Marsters | Centre | 80 | 1 | 0 | 0 | 0 | 4 | 8 | 76 | 0 | 32 | 0 | 0 | 1 | 3 | 0 | 0 | 0 | 0 | 11 | 1 | 1 | 0 | 1 | 1 | 12 |
| 4 | Reuben Garrick | Centre | 80 | 0 | 0 | 0 | 0 | 0 | 6 | 54 | 0 | 21 | 1 | 1 | 0 | 1 | 0 | 0 | 0 | 0 | 16 | 5 | 3 | 0 | 0 | 3 | 10 |
| 5 | Jordan Pereira | Winger | 80 | 1 | 0 | 0 | 0 | 4 | 14 | 141 | 1 | 52 | 0 | 0 | 1 | 3 | 0 | 0 | 0 | 0 | 2 | 2 | 1 | 0 | 0 | 1 | 5 |
| 6 | Jai Field | Five-Eighth | 80 | 0 | 0 | 0 | 0 | 0 | 11 | 92 | 1 | 8 | 1 | 1 | 1 | 4 | 0 | 0 | 0 | 0 | 14 | 2 | 1 | 0 | 0 | 1 | 16 |
| 7 | Darren Nicholls | Halfback | 80 | 0 | 0 | 0 | 0 | 0 | 10 | 85 | 0 | 8 | 0 | 0 | 1 | 8 | 8 | 1 | 177 | 2 | 24 | 2 | 6 | 0 | 0 | 2 | 7 |
| 8 | Josh Kerr | Prop | 31 | 0 | 0 | 0 | 0 | 0 | 8 | 93 | 0 | 36 | 0 | 0 | 0 | 1 | 0 | 0 | 0 | 0 | 17 | 1 | 0 | 0 | 0 | 1 | 2 |
| 9 | Reece Robson | Hooker | 80 | 1 | 0 | 0 | 0 | 4 | 5 | 54 | 3 | 21 | 0 | 1 | 0 | 0 | 0 | 0 | 0 | 0 | 52 | 3 | 4 | 0 | 0 | 0 | 6 |
| 10 | Blake Lawrie | Prop | 32 | 0 | 0 | 0 | 0 | 0 | 8 | 79 | 0 | 25 | 0 | 0 | 0 | 1 | 0 | 0 | 0 | 0 | 55 | 4 | 0 | 0 | 0 | 8 | 7 |
| 11 | Jackson Ford | 2nd Row | 47 | 0 | 0 | 0 | 0 | 0 | 8 | 97 | 0 | 34 | 0 | 0 | 0 | 2 | 0 | 0 | 0 | 0 | 32 | 6 | 1 | 0 | 1 | 5 | 7 |
| 12 | Luciano Leilua | 2nd Row | 80 | 0 | 0 | 0 | 0 | 0 | 14 | 169 | 0 | 65 | 0 | 0 | 0 | 2 | 0 | 0 | 0 | 3 | 30 | 2 | 0 | 0 | 0 | 5 | 7 |
| 13 | Hame Sele | Lock | 66 | 0 | 0 | 0 | 0 | 0 | 11 | 146 | 0 | 60 | 0 | 0 | 0 | 2 | 0 | 0 | 0 | 0 | 32 | 2 | 0 | 0 | 1 | 5 | 9 |
| 14 | Joe Lovodua | Interchange | 39 | 0 | 0 | 0 | 0 | 0 | 6 | 62 | 0 | 18 | 0 | 0 | 0 | 2 | 0 | 0 | 0 | 0 | 14 | 2 | 1 | 0 | 0 | 5 | 5 |
| 16 | Jay Gallagher | Interchange | 4 | 0 | 0 | 0 | 0 | 0 | 2 | 25 | 0 | 14 | 0 | 0 | 0 | 0 | 0 | 0 | 0 | 0 | 3 | 0 | 0 | 0 | 0 | 0 | 1 |
| 19 | Jacob Host | Interchange | 57 | 0 | 0 | 0 | 0 | 0 | 12 | 106 | 0 | 46 | 0 | 0 | 0 | 0 | 0 | 0 | 0 | 0 | 20 | 1 | 0 | 0 | 0 | 2 | 3 |
| 20 | Pio Sokobalavu | Interchange | 0 | 0 | 0 | 0 | 0 | 0 | 5 | 61 | 0 | 27 | 0 | 0 | 0 | 0 | 0 | 0 | 0 | 1 | 7 | 0 | 2 | 0 | 0 | 0 | 2 |

BLACKTOWN WORKERS SEA EAGLES



| No | Name | Player Position | Minutes | Tries | Goals | Field Goals | Goal % | Points | All Runs | All Run Metres | Dummy Half Runs | Post Contact Metres | Try Assists | Linebreak Assists | Linebreaks | Tacklebreaks | Kicks | Bomb Kicks | Kicking Metres | Offloads | Tackles | Missed Tackles | Ineffective Tackles | Try Saves (post) | Try Causes | Decoys (post) | Supports (post) |
|----|--------------------|-----------------|---------|-------|-------|-------------|--------|--------|----------|----------------|-----------------|---------------------|-------------|-------------------|------------|--------------|-------|------------|----------------|----------|---------|----------------|---------------------|------------------|------------|---------------|-----------------|
| 1 | Jade Anderson | Fullback | 63 | 0 | 0 | 0 | 0 | 0 | 7 | 82 | 0 | 15 | 0 | 0 | 1 | 4 | 0 | 0 | 0 | 0 | 4 | 1 | 0 | 0 | 1 | 1 | 11 |
| 2 | Maliko Filimo | Winger | 80 | 0 | 0 | 0 | 0 | 0 | 13 | 103 | 2 | 26 | 0 | 0 | 0 | 5 | 0 | 0 | 0 | 1 | 4 | 2 | 0 | 0 | 1 | 1 | 3 |
| 15 | John Folau | Centre | 74 | 0 | 0 | 0 | 0 | 0 | 12 | 108 | 0 | 41 | 0 | 0 | 0 | 1 | 0 | 0 | 0 | 1 | 12 | 1 | 0 | 0 | 0 | 0 | 1 |
| 4 | Jonathan Wright | Centre | 80 | 0 | 0 | 0 | 0 | 0 | 14 | 95 | 0 | 31 | 0 | 0 | 0 | 4 | 0 | 0 | 0 | 3 | 6 | 0 | 1 | 0 | 1 | 2 | 6 |
| 5 | Honeti Tuha | Winger | 80 | 0 | 0 | 0 | 0 | 0 | 13 | 123 | 0 | 40 | 0 | 0 | 0 | 0 | 1 | 0 | 20 | 0 | 6 | 0 | 0 | 0 | 1 | 0 | 9 |
| 6 | Jackson Hastings | Five-Eighth | 80 | 0 | 4 | 0 | 100 | 8 | 10 | 59 | 0 | 12 | 1 | 1 | 0 | 3 | 7 | 2 | 174 | 1 | 15 | 4 | 0 | 0 | 0 | 6 | 9 |
| 7 | Cade Cust | Halfback | 80 | 1 | 0 | 0 | 0 | 4 | 7 | 60 | 0 | 10 | 1 | 0 | 0 | 1 | 6 | 1 | 58 | 2 | 29 | 6 | 1 | 0 | 2 | 2 | 19 |
| 8 | Lloyd Perrett | Prop | 6 | 0 | 0 | 0 | 0 | 0 | 2 | 23 | 0 | 8 | 0 | 0 | 0 | 0 | 0 | 0 | 0 | 0 | 2 | 0 | 0 | 0 | 0 | 1 | 0 |
| 17 | Manase Fainu | Hooker | 69 | 0 | 0 | 0 | 0 | 0 | 10 | 100 | 5 | 38 | 1 | 1 | 0 | 3 | 4 | 1 | 177 | 1 | 29 | 3 | 3 | 0 | 1 | 0 | 5 |
| 10 | Toafofoa Siple | Prop | 72 | 1 | 0 | 0 | 0 | 4 | 13 | 127 | 0 | 44 | 0 | 0 | 1 | 4 | 0 | 0 | 0 | 1 | 33 | 0 | 0 | 0 | 0 | 8 | 6 |
| 11 | James Hasson | 2nd Row | 70 | 0 | 0 | 0 | 0 | 0 | 13 | 116 | 0 | 44 | 0 | 0 | 0 | 2 | 0 | 0 | 0 | 3 | 40 | 3 | 1 | 0 | 0 | 1 | 6 |
| 23 | Lewis Brown | 2nd Row | 80 | 0 | 0 | 0 | 0 | 0 | 7 | 65 | 0 | 25 | 0 | 0 | 0 | 2 | 2 | 0 | 37 | 1 | 32 | 9 | 2 | 0 | 0 | 8 | 7 |
| 13 | Tom Amone | Lock | 80 | 0 | 0 | 0 | 0 | 0 | 20 | 199 | 0 | 71 | 0 | 0 | 0 | 3 | 0 | 0 | 0 | 0 | 38 | 4 | 2 | 0 | 0 | 6 | 11 |
| 9 | Joey Lussick | Interchange | 27 | 0 | 0 | 0 | 0 | 0 | 1 | 2 | 1 | 0 | 0 | 0 | 0 | 0 | 0 | 0 | 0 | 0 | 20 | 0 | 1 | 0 | 0 | 1 | 0 |
| 14 | Tyler Cassel | Interchange | 54 | 1 | 0 | 0 | 0 | 4 | 8 | 53 | 0 | 22 | 0 | 0 | 0 | 2 | 0 | 0 | 0 | 0 | 10 | 4 | 1 | 0 | 0 | 3 | 7 |
| 16 | Tekina Vailea | Interchange | 15 | 0 | 0 | 0 | 0 | 0 | 2 | 14 | 0 | 6 | 0 | 0 | 0 | 0 | 0 | 0 | 0 | 0 | 10 | 2 | 1 | 0 | 0 | 1 | 0 |
| 22 | Fred Junior Mauala | Interchange | 31 | 0 | 0 | 0 | 0 | 0 | 8 | 72 | 0 | 18 | 0 | 0 | 0 | 0 | 0 | 0 | 0 | 0 | 20 | 0 | 0 | 0 | 0 | 3 | 2 |

