

# MATCH REPORT

## 2018 INTRUST SUPER PREMIERSHIP NSW - ROUND 4



### PENRITH PANTHERS NSW CUP VS NEWTOWN JETS



#### PANTHERS

LINEUP	PLAYER STATS			
	Mins	Tackles	Metres	Points
1 Caleb Aekins	80	3	170	0
5 Joe Peato	40	3	32	0
3 Adam Keighran	80	15	78	4
4 Tom Eisenhuth	80	22	109	4
6 Chad O'Donnell	80	0	94	4
22 Jarome Lui	80	18	45	0
7 Liam Coleman	80	25	66	0
8 Oliver Clark	34	24	69	0
9 Sione Katoa	80	31	47	0
18 Nick Lui-Toso	21	19	51	0
11 Liam Martin	80	33	69	0
12 Reed Izzard	80	27	81	0
13 Kaide Ellis	80	35	138	0
10 Paea Pua	39	25	45	0
14 Soni Luke	59	13	15	0
16 Veta Henry Seumanu	19	5	38	0
19 Antonio Pelesasa	19	9	48	0

TOP 3 PLAYERS STATS	
<b>Made Tackles</b>	
Kaide Ellis	35
Liam Martin	33
Sione Katoa	31
<b>Runs</b>	
Kaide Ellis	15
Caleb Aekins	14
Tom Eisenhuth	11
<b>Metres with Ball</b>	
Caleb Aekins	170
Kaide Ellis	138
Tom Eisenhuth	109
<b>Kicks In Play</b>	
Jarome Lui	7
Liam Coleman	3
Sione Katoa	2

#### GAME DATA

**12** 2018-03-31 **36**  
PANTHERS STADIUM

#### REFEREES

ADAM CASSIDY  
DAMIAN BRISCOE

PEN		POINT SCORING		JET	
Scored	Missed			Missed	Scored
2		TRIES			6
2	0	CONVERSIONS		1	5
0	0	PENALTY GOALS		0	1
0	0	DROP GOALS		0	0

PEN		POSSESSION %		JET	
43%					57%

PEN		ATTACKING		JET	
124		RUNS			165
1196		RUN METRES			1380
0		LINEBREAKS			5
0		LINEBREAK ASSISTS			5

PEN		KICKING		JET	
14		KICKS			19
268		KICKING METRES			511
0		40/20			0

PEN		TACKLES		JET	
307		MADE			233
10		INEFFECTIVE			13
16		MISSED			25

PEN		ERRORS		JET	
9		ERRORS			5
12		PENALTIES AGAINST			10
0		SINBIN			0
0		SENT OFF			0

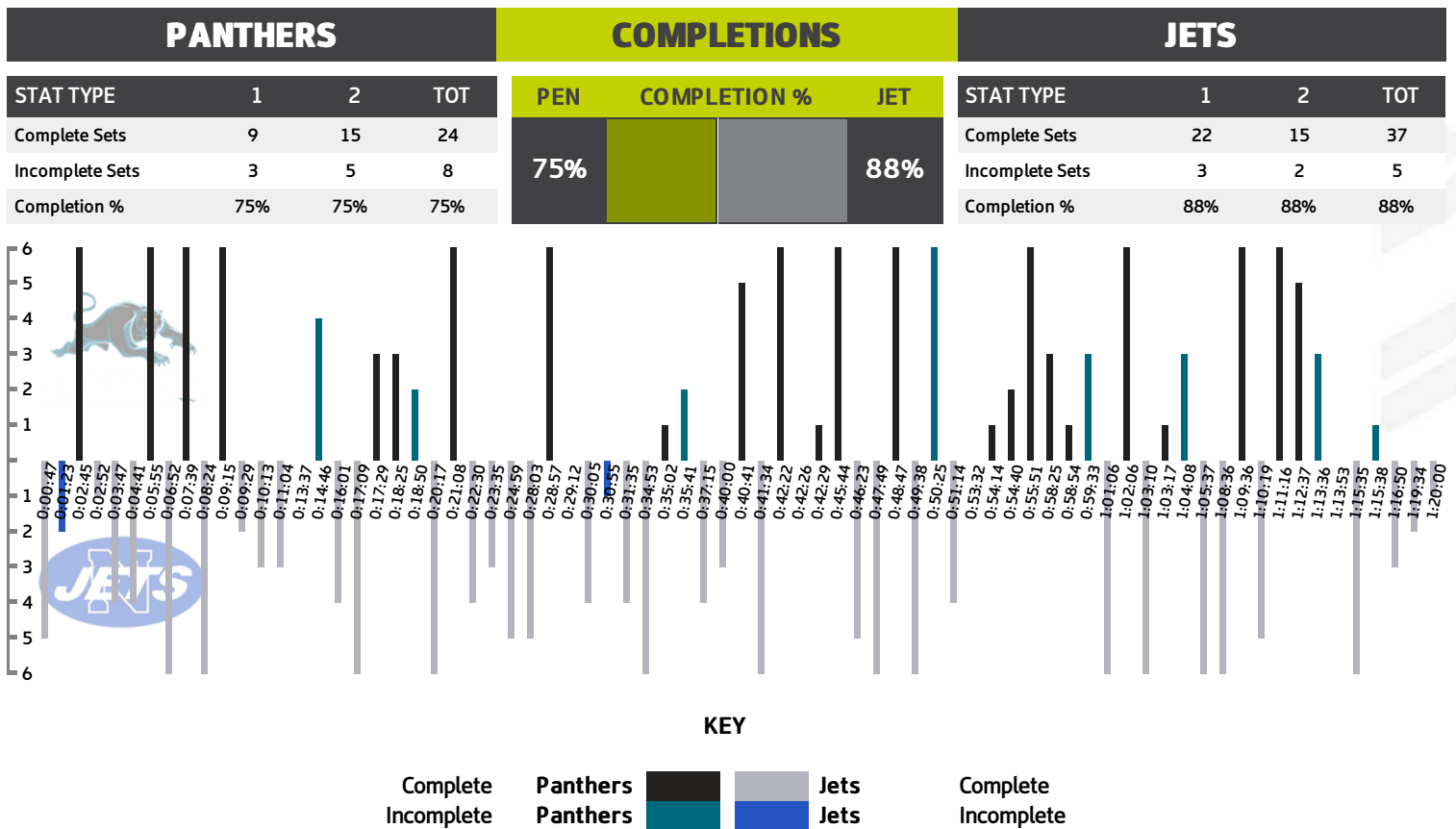
#### JETS

LINEUP	PLAYER STATS			
	Mins	Tackles	Metres	Points
William Kennedy	80	4	75	0
Matt Evans	80	3	52	4
Aaron Gray	80	10	107	8
Reubbenn Rennie	66	8	128	4
Bessie Aufaga-Toomaga	80	3	94	4
Jack Williams	80	12	40	0
Kyle Flanagan	80	13	16	12
Braden Uele	46	16	84	0
Blayke Brailey	80	29	42	0
Kurt Dillon	44	24	120	0
Scott Sorensen	67	21	134	0
Anthony Moraitis	63	18	80	0
Jack Williams	44	14	96	0
Briton Nikora	58	18	64	0
Billy Magoulias	48	18	102	4
Daniel Vasquez	20	13	33	0
Wesley Lolo	24	9	117	0

TOP 3 PLAYERS STATS	
<b>Made Tackles</b>	
Blayke Brailey	29
Kurt Dillon	24
Scott Sorensen	21
<b>Runs</b>	
Kurt Dillon	15
Scott Sorensen	14
Bessie Aufaga-Toomaga	13
<b>Metres with Ball</b>	
Scott Sorensen	134
Reubbenn Rennie	128
Kurt Dillon	120
<b>Kicks In Play</b>	
Kyle Flanagan	7
Blayke Brailey	5
Jack Williams	4

# MATCH REPORT

## 2018 INTRUST SUPER PREMIERSHIP NSW - ROUND 4



PANTHERS							RUNNING METRES				JETS						
LINEUP	ALL RUNS	ALL RUN METRES	D/H RUNS	D/H RUN METRES	P/C RUN METRES	L/E RUNS	PEN	AVERAGE SET RUN DISTANCE		JET	LINEUP	ALL RUNS	ALL RUN METRES	D/H RUNS	D/H RUN METRES	P/C RUN METRES	L/E RUNS
Caleb Aekins	14	170	1	18	41	0	37m			33m	William Kennedy	11	75	0	0	16	4
Joe Peato	3	32	1	14	8	0					Matt Evans	8	52	2	10	13	0
Adam Keighran	7	78	0	0	30	0	296	BACK THREE	221	Aaron Gray	13	107	0	0	37	0	
Tom Eisenhuth	11	109	3	37	34	0				187	CENTRES	235	Reubenn Rennie	13	128	0	0
Chad O'Donnell	9	94	5	65	24	0	111	HALVES	56	Bessie Aufaga-Toom	13	94	0	0	34	1	
Jarome Luai	4	45	0	0	13	0	288	EDGE FORWARDS/LOCK	310	Jack Williams	7	40	0	0	8	4	
Liam Coleman	7	66	1	14	18	1	120	PROPS	204	Kyle Flanagan	4	16	1	5	2	2	
Oliver Clark	8	69	0	0	25	0	47	HOOKER	42	Braden Uele	11	84	0	0	34	0	
Sione Katoa	6	47	4	26	19	3	146	INTERCHANGE	316	Blayke Brailey	5	42	4	30	5	2	
Nick Lui-Toso	5	51	0	0	25	0	97	DUMMY HALF (M)	JET	Kurt Dillon	15	120	0	0	46	0	
Liam Martin	8	69	0	0	23	0				37	BACK THREE	10	Scott Sorensen	14	134	0	0
Reed Izzard	10	81	0	0	25	0	14	CENTRES	0	Anthony Moraitis	11	80	1	8	32	0	
Kaide Ellis	15	138	0	0	59	0	0	HALVES	5	Jack Williams	11	96	0	0	43	0	
Paea Pua	5	45	0	0	19	0	0	EDGE FORWARDS/LOCK	8	Briton Nikora	8	64	0	0	28	1	
Soni Luke	1	15	0	0	2	0	0	PROPS	0	Billy Magoulias	10	102	0	0	40	1	
Veta Henry Seuman...	5	38	0	0	16	0	26	HOOKER	30	Daniel Vasquez	4	33	0	0	13	0	
Atonio Pelesasa	6	48	0	0	12	0	0	INTERCHANGE	0	Wesley Lolo	7	117	0	0	40	0	

# MATCH REPORT

## 2018 INTRUST SUPER PREMIERSHIP NSW - ROUND 4

PANTHERS								PASSING/KICKING			JETS							
LINEUP	RECEIPTS	PASSES	PASSES/RUN	DUMMY PASSES	KICKS	KICK METRES	LONG KICKS SPACE	PEN	PASSING	JET	LINEUP	RECEIPTS	PASSES	PASSES/RUN	DUMMY PASSES	KICKS	KICK METRES	LONG KICKS SPACE
Caleb Aekins	20	5	0.36	2	0	0	0	273	RECEIPTS	380	William Kennedy	18	9	0.82	2	3	34	0
Joe Peato	3	0	0	0	0	0	0	141	PASSES	223	Matt Evans	12	1	0.12	0	0	0	0
Adam Keighran	11	5	0.71	0	1	0	0	6	SHIFTS LEFT	13	Aaron Gray	14	3	0.23	0	0	0	0
Tom Eisenhuth	17	6	0.55	0	0	0	0	7	SHIFTS RIGHT	14	Reubenn Rennie	13	5	0.38	1	0	0	0
Chad O'Donnell	18	5	0.56	1	0	0	0	1.14	PASSES/RUN	1.35	Bessie Aufaga-Toom	19	8	0.62	0	0	0	0
Jarome Luai	25	14	3.5	1	7	134	0	17	DUMMY PASSES	15	Jack Williams	43	36	5.14	0	4	94	2
Liam Coleman	32	23	3.29	6	3	58	0	8	OFFLOADS	6	Kyle Flanagan	40	32	8	2	7	315	2
Oliver Clark	8	0	0	0	0	0	0	<b>PEN KICKING JET</b>			Braden Uele	11	0	0	0	0	0	0
Sione Katoa	61	61	10.17	3	2	45	0	14	KICKS	19	Blayne Brailey	105	99	19.8	8	5	69	1
Nick Lui-Toso	5	0	0	0	0	0	0	268	KICKING METRES	511	Kurt Dillon	18	3	0.2	0	0	0	0
Liam Martin	9	1	0.12	0	0	0	0	4	BOMB KICKS	1	Scott Sorensen	19	7	0.5	1	0	0	0
Reed Izzard	14	4	0.4	2	0	0	0	8	GRUBBER KICKS	7	Anthony Moraitis	16	5	0.45	0	0	0	0
Kaide Ellis	17	2	0.13	1	0	0	0	1	CHIP KICKS	1	Jack Williams	15	4	0.36	0	0	0	0
Paea Pua	8	3	0.6	0	0	0	0	0	CROSSFIELD KICKS	0	Briton Nikora	12	5	0.62	0	0	0	0
Soni Luke	13	11	11	0	1	30	0	1	FORCED DROPOUT KICKS	1	Billy Magoulias	14	6	0.6	1	0	0	0
Veta Henry Seuman...	5	0	0	1	0	0	0	0	DEAD IN GOAL KICKS	0	Daniel Vasquez	4	0	0	0	0	0	0
Atonio Pelesasa	7	1	0.17	0	0	0	0	0	LONG KICKS INTO SPACE	5	Wesley Lolo	7	0	0	0	0	0	0

PANTHERS			TACKLING			JETS		
<b>Panthers Tackling Breakdown</b>			<b>PEN</b>	<b>TACKLING</b>	<b>JET</b>	<b>Jets Tackling Breakdown</b>		
No. of Tackles			307	TACKLES MADE	233	No. of Tackles		
1	12		10	INEFFECTIVE	13	1	18	
2	50		16	MISSED	25	2	59	
3	57		92.2	EFFECTIVE TACKLE %	86	3	34	
4+	6		12	ONE ON ONE TACKLES	18	4+		
			50	2 MAN TACKLES	59			
			57	3 MAN TACKLES	34			
			6	4+ MAN TACKLES	0			

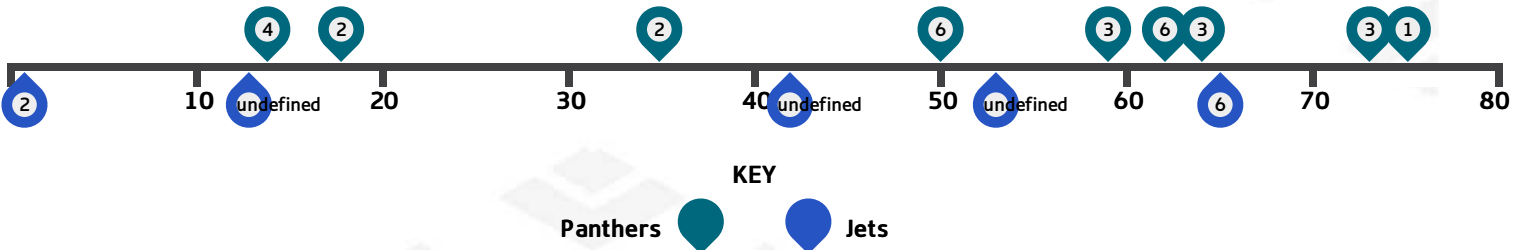
PANTHERS			PLAY THE BALL			JETS		
<b>Panthers PTB Breakdown</b>			<b>PEN</b>	<b>PTB (SECONDS)</b>	<b>JET</b>	<b>Jets PTB Breakdown</b>		
No. of PTBs			0	0-1 SECONDS	1	No. of PTBs		
0-1			5	1-2 SECONDS	0	0-1		
1-2	5		34	2-3 SECONDS	10	1-2		
2-3	34		33	3-4 SECONDS	34	2-3	10	
3-4	33		20	4-5 SECONDS	49	3-4	34	
4-5	20		4	5+ SECONDS	28	4-5	49	
5+	4					5+	28	

# MATCH REPORT

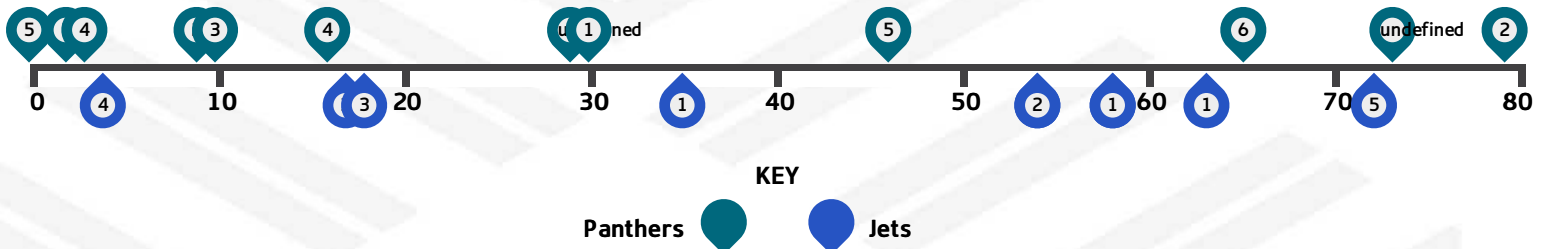
## 2018 INTRUST SUPER PREMIERSHIP NSW - ROUND 4

PANTHERS								NEGATIVE PLAY			JETS							
LINEUP	ERRORS	PENALTIES	PTB PENALTIES	GENERAL PENALTIES	F/PLAY PENALTIES	OFFSIDE PENALTIES		PEN	NEGATIVE PLAY	JET	LINEUP	ERRORS	PENALTIES	PTB PENALTIES	GENERAL PENALTIES	F/PLAY PENALTIES	OFFSIDE PENALTIES	
Caleb Aekins	0	1	1	0	0	0		9	ERRORS	5	William Kennedy	0	1	1	0	0	0	
Joe Peato	0	0	0	0	0	0		12	PENALTIES (TOTAL)	10	Matt Evans	1	0	0	0	0	0	
Adam Keighran	0	0	0	0	0	0		5	PTB DEFENCE PENALTIES	5	Aaron Gray	0	0	0	0	0	0	
Tom Eisenhuth	2	0	0	0	0	0		2	GENERAL PLAY PENALTIES	1	Reubenn Rennie	2	0	0	0	0	0	
Chad O'Donnell	2	0	0	0	0	0		4	FOUL PLAY PENALTIES	3	Bessie Aufaga-Toom	0	0	0	0	0	0	
Jarome Luai	0	1	0	0	1	0		1	OFFSIDE PENALTIES	2	Jack Williams	0	1	1	0	0	0	
Liam Coleman	2	2	1	0	1	0		0	SCRUM PENALTIES	0	Kyle Flanagan	1	3	0	1	2	1	
Oliver Clark	0	2	1	0	1	0		1	ON REPORTS	0	Braden Uele	0	1	1	0	0	0	
Sione Katoa	0	1	0	0	0	1		0	SIN BINS	0	Blayke Brailey	0	0	0	0	0	0	
Nick Lui-Toso	0	1	0	0	1	0		0	SEND OFFS	0	Kurt Dillon	0	2	0	0	1	1	
Liam Martin	0	1	1	0	0	0					Scott Sorensen	1	0	0	0	0	0	
Reed Izzard	0	0	0	0	0	0					Anthony Moraitis	0	0	0	0	0	0	
Kaide Ellis	1	1	0	1	0	0					Jack Williams	0	1	1	0	0	0	
Paea Pua	0	0	0	0	0	0					Briton Nikora	0	0	0	0	0	0	
Soni Luke	0	1	1	0	0	0					Billy Magoulias	0	0	0	0	0	0	
Veta Henry Seuman...	1	1	0	1	0	0					Daniel Vasquez	0	1	1	0	0	0	
Atonio Pelesasa	0	0	0	0	0	0					Wesley Lolo	0	0	0	0	0	0	

### ERROR TIMELINE



### PENALTY TIMELINE



# MATCH REPORT

## 2018 INTRUST SUPER PREMIERSHIP NSW - ROUND 4

### PENRITH PANTHERS NSW CUP



No	Name	Player Position	Minutes	Tries	Goals	Field Goals	Goal %	Points	All Runs	All Run Metres	Dummy Half Runs	Post Contact Metres	Try Assists	Linebreak Assists	Linebreaks	Tacklebreaks	Kicks	Bomb Kicks	Kicking Metres	Offloads	Tackles	Missed Tackles	Ineffective Tackles	Try Saves (post)	Try Causes	Decoys (post)	Supports (post)
1	Caleb Aekins	Fullback	80	0	0	0	0	0	14	170	1	41	0	0	0	4	0	0	0	0	3	1	0	0	0	1	7
5	Joe Peato	Winger	40	0	0	0	0	0	3	32	1	8	0	0	0	0	0	0	0	0	3	0	0	0	2	0	4
3	Adam Keighran	Centre	80	0	2	0	100	4	7	78	0	30	0	0	0	1	0	0	0	0	15	1	0	0	4	0	7
4	Tom Eisenhuth	Centre	80	1	0	0	0	4	11	109	3	34	0	0	0	2	0	0	0	1	22	0	3	0	2	2	11
6	Chad O'Donnell	Winger	80	1	0	0	0	4	9	94	5	24	0	0	0	2	0	0	0	0	0	0	0	0	0	1	11
22	Jarome Lui	Five-Eighth	80	0	0	0	0	0	4	45	0	13	0	0	0	4	7	2	134	0	18	1	0	0	2	0	14
7	Liam Coleman	Halfback	80	0	0	0	0	0	7	66	1	18	0	0	0	1	3	2	58	1	25	0	1	0	2	1	7
8	Oliver Clark	Prop	34	0	0	0	0	0	8	69	0	25	0	0	0	4	0	0	0	0	24	0	0	0	0	4	4
9	Sione Katoa	Hooker	80	0	0	0	0	0	6	47	4	19	1	0	0	0	2	0	45	1	31	3	1	0	1	0	3
18	Nick Lui-Toso	Prop	21	0	0	0	0	0	5	51	0	25	0	0	0	1	0	0	0	0	19	0	0	0	0	0	3
11	Liam Martin	2nd Row	80	0	0	0	0	0	8	69	0	23	0	0	0	1	0	0	0	1	33	4	0	0	1	1	7
12	Reed Izzard	2nd Row	80	0	0	0	0	0	10	81	0	25	0	0	0	2	0	0	0	0	27	5	0	0	1	4	5
13	Kaide Ellis	Lock	80	0	0	0	0	0	15	138	0	59	0	0	0	0	0	0	0	1	35	1	2	0	0	5	1
10	Paea Pua	Interchange	39	0	0	0	0	0	5	45	0	19	0	0	0	2	0	0	0	1	25	0	1	0	0	5	2
14	Soni Luke	Interchange	59	0	0	0	0	0	1	15	0	2	0	0	0	0	1	0	30	0	13	0	1	0	0	0	6
16	Veta Henry Seumanu	Interchange	19	0	0	0	0	0	5	38	0	16	0	0	0	0	0	0	0	1	5	0	1	0	0	3	3
19	Atonio Pelesasa	Interchange	19	0	0	0	0	0	6	48	0	12	0	0	0	2	0	0	0	1	9	0	0	0	0	0	2

### NEWTOWN JETS



No	Name	Player Position	Minutes	Tries	Goals	Field Goals	Goal %	Points	All Runs	All Run Metres	Dummy Half Runs	Post Contact Metres	Try Assists	Linebreak Assists	Linebreaks	Tacklebreaks	Kicks	Bomb Kicks	Kicking Metres	Offloads	Tackles	Missed Tackles	Ineffective Tackles	Try Saves (post)	Try Causes	Decoys (post)	Supports (post)
1	William Kennedy	Fullback	80	0	0	0	0	0	11	75	0	16	1	0	0	0	3	0	34	0	4	3	0	0	1	3	9
2	Matt Evans	Winger	80	1	0	0	0	4	8	52	2	13	0	0	1	0	0	0	0	0	3	1	1	0	1	1	8
3	Aaron Gray	Centre	80	2	0	0	0	8	13	107	0	37	0	0	1	0	0	0	0	0	10	2	0	0	0	1	8
4	Reubenn Rennie	Centre	66	1	0	0	0	4	13	128	0	32	1	1	1	1	0	0	0	1	8	1	0	0	0	1	8
24	Bessie Aufaga-Toom...	Winger	80	1	0	0	0	4	13	94	0	34	0	0	1	0	0	0	0	0	3	0	0	0	0	0	9
6	Jack Williams	Five-Eighth	80	0	0	0	0	0	7	40	0	8	0	0	0	1	4	1	94	0	12	0	2	0	0	1	13
7	Kyle Flanagan	Halfback	80	0	6	0	85.71	12	4	16	1	2	0	1	0	0	7	0	315	1	13	1	0	0	0	1	18
8	Braden Uele	Prop	46	0	0	0	0	0	11	84	0	34	0	0	0	2	0	0	0	0	16	2	0	0	0	8	3
9	Blayne Brailey	Hooker	80	0	0	0	0	0	5	42	4	5	0	0	0	2	5	0	69	0	29	3	3	0	0	0	2
10	Kurt Dillon	Prop	44	0	0	0	0	0	15	120	0	46	0	0	0	1	0	0	0	0	24	0	1	0	0	4	2
11	Scott Sorensen	2nd Row	67	0	0	0	0	0	14	134	0	47	0	1	0	0	0	0	0	2	21	0	1	0	1	4	5
14	Anthony Moraitis	2nd Row	63	0	0	0	0	0	11	80	1	32	0	0	0	0	0	0	0	0	18	3	0	0	0	2	11
13	Jack Williams	Lock	44	0	0	0	0	0	11	96	0	43	0	0	0	2	0	0	0	0	14	3	2	0	0	4	5
12	Briton Nikora	Interchange	58	0	0	0	0	0	8	64	0	28	2	2	0	1	0	0	0	0	18	2	1	0	0	4	4
16	Billy Magoulias	Interchange	48	1	0	0	0	4	10	102	0	40	0	0	1	4	0	0	0	1	18	2	0	0	0	3	9
17	Daniel Vasquez	Interchange	20	0	0	0	0	0	4	33	0	13	0	0	0	1	0	0	0	1	13	1	2	0	0	3	2
21	Wesley Lolo	Interchange	24	0	0	0	0	0	7	117	0	40	0	0	0	1	0	0	0	0	9	1	0	0	0	3	3