

MATCH REPORT

2018 INTRUST SUPER PREMIERSHIP NSW - ROUND 8



ST. GEORGE ILLAWARRA DRAGONS NSW CUP VS PENRITH PANTHERS NSW CUP



DRAGONS

| LINEUP | PLAYER STATS | | | |
|---------------------|--------------|---------|--------|--------|
| | Mins | Tackles | Metres | Points |
| 1 Jai Field | 80 | 4 | 134 | 2 |
| 2 John Tohi | 80 | 8 | 86 | 0 |
| 3 Patrick Herbert | 80 | 13 | 123 | 0 |
| 4 Matheson Johns | 80 | 16 | 105 | 0 |
| 5 Jordan Pereira | 80 | 7 | 157 | 0 |
| 6 Tristan Sailor | 80 | 19 | 76 | 4 |
| 7 Jack Payne | 66 | 20 | 5 | 0 |
| 20 Mitchell Allgood | 56 | 41 | 52 | 0 |
| 9 Reece Robson | 80 | 40 | 77 | 0 |
| 8 Hame Sele | 62 | 37 | 124 | 0 |
| 19 Jacob Host | 70 | 26 | 131 | 0 |
| 12 Jackson Ford | 80 | 46 | 78 | 0 |
| 13 Blake Lawrie | 55 | 39 | 108 | 0 |
| 10 Josh Kerr | 32 | 21 | 26 | 0 |
| 11 Joe Lovodua | 24 | 12 | 14 | 0 |
| 15 Damian Sironen | 26 | 15 | 16 | 0 |
| 17 TJ Uele | 10 | 2 | 34 | 0 |

| TOP 3 PLAYERS STATS | |
|-------------------------|-----|
| Made Tackles | |
| Jackson Ford | 46 |
| Mitchell Allgood | 41 |
| Reece Robson | 40 |
| Runs | |
| Jordan Pereira | 18 |
| Jacob Host | 15 |
| Patrick Herbert | 13 |
| Metres with Ball | |
| Jordan Pereira | 157 |
| Jai Field | 134 |
| Jacob Host | 131 |
| Kicks In Play | |
| Jack Payne | 10 |
| Tristan Sailor | 4 |
| Joe Lovodua | 1 |

GAME DATA

6 2018-04-28 **30**
WIN STADIUM

REFEREES

GAVIN REYNOLDS
CAMERON PADDY

SGI POINT SCORING PEN

| Scored | Missed | Missed | Scored |
|---------------|--------|--------|--------|
| TRIES | | | |
| 1 | | | 5 |
| CONVERSIONS | | | |
| 1 | 0 | 0 | 5 |
| PENALTY GOALS | | | |
| 0 | 0 | 0 | 0 |
| DROP GOALS | | | |
| 0 | 0 | 0 | 0 |

SGI POSSESSION % PEN



SGI ATTACKING PEN

| SGI | ATTACKING | PEN |
|------|-------------------|------|
| 150 | RUNS | 177 |
| 1357 | RUN METRES | 1729 |
| 2 | LINEBREAKS | 7 |
| 1 | LINEBREAK ASSISTS | 3 |

SGI KICKING PEN

| SGI | KICKING | PEN |
|-----|----------------|-----|
| 16 | KICKS | 16 |
| 408 | KICKING METRES | 442 |
| 0 | 40/20 | 0 |

SGI TACKLES PEN

| SGI | TACKLES | PEN |
|-----|-------------|-----|
| 366 | MADE | 301 |
| 20 | INEFFECTIVE | 13 |
| 45 | MISSED | 24 |

SGI ERRORS PEN

| SGI | ERRORS | PEN |
|-----|-------------------|-----|
| 15 | ERRORS | 11 |
| 6 | PENALTIES AGAINST | 11 |
| 0 | SINBIN | 0 |
| 0 | SENT OFF | 0 |

PANTHERS

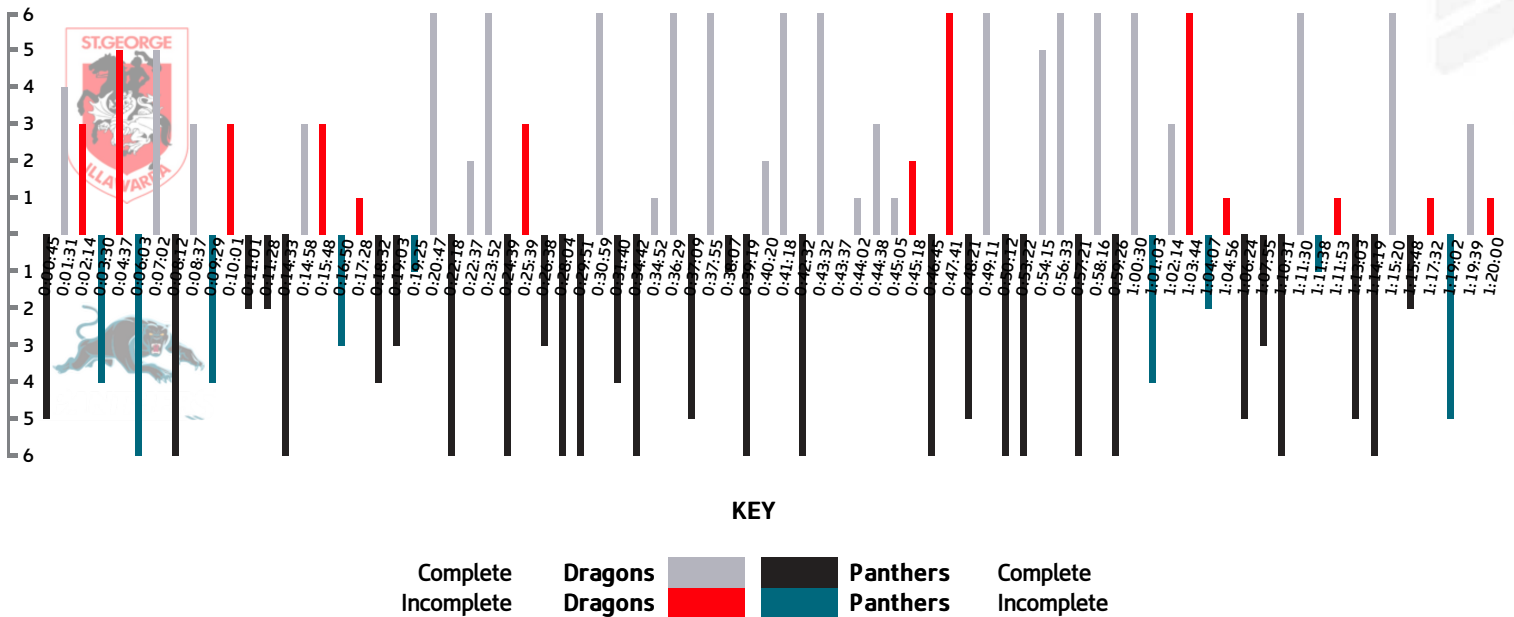
| PLAYER STATS | LINEUP | | | |
|--------------|--------|---------|--------|--------------------|
| | Mins | Tackles | Metres | Points |
| 80 | 4 | 203 | 0 | Caleb Aekins 1 |
| 80 | 2 | 223 | 12 | Tyrone Phillips 22 |
| 80 | 9 | 133 | 0 | Sam Smith 2 |
| 80 | 11 | 93 | 10 | Adam Keighran 3 |
| 80 | 2 | 127 | 0 | Ratu Tuisese 4 |
| 80 | 29 | 90 | 4 | Jarome Luai 6 |
| 80 | 23 | 22 | 0 | Liam Coleman 7 |
| 43 | 17 | 105 | 0 | Nick Lui-Toso 18 |
| 66 | 36 | 9 | 0 | Soni Luke 9 |
| 76 | 29 | 172 | 4 | Kaide Ellis 20 |
| 67 | 33 | 124 | 0 | Liam Martin 11 |
| 29 | 7 | 80 | 0 | Jed Cartwright 12 |
| 80 | 33 | 143 | 0 | Tom Eisenhuth 17 |
| 36 | 23 | 56 | 0 | Oliver Clark 8 |
| 25 | 12 | 60 | 0 | Paea Pua 10 |
| 27 | 12 | 14 | 0 | Reed Izzard 13 |
| 32 | 19 | 65 | 0 | Andy Saunders 14 |

| TOP 3 PLAYERS STATS | |
|-------------------------|-----------------|
| Made Tackles | |
| 36 | Soni Luke |
| 33 | Tom Eisenhuth |
| 33 | Liam Martin |
| Runs | |
| 20 | Caleb Aekins |
| 17 | Kaide Ellis |
| 15 | Tom Eisenhuth |
| Metres with Ball | |
| 223 | Tyrone Phillips |
| 203 | Caleb Aekins |
| 172 | Kaide Ellis |
| Kicks In Play | |
| 8 | Jarome Luai |
| 4 | Liam Coleman |
| 2 | Soni Luke |

MATCH REPORT

2018 INTRUST SUPER PREMIERSHIP NSW - ROUND 8

| DRAGONS | | | | COMPLETIONS | | | PANTHERS | | | |
|-----------------|-----|-----|-----|-------------|--------------|-----|-----------------|-----|-----|-----|
| STAT TYPE | 1 | 2 | TOT | S/GI | COMPLETION % | PEN | STAT TYPE | 1 | 2 | TOT |
| Complete Sets | 11 | 15 | 26 | 67% | | 75% | Complete Sets | 17 | 13 | 30 |
| Incomplete Sets | 6 | 7 | 13 | | | | Incomplete Sets | 5 | 5 | 10 |
| Completion % | 65% | 68% | 67% | | | | Completion % | 77% | 72% | 75% |



| DRAGONS | | | | | | | RUNNING METRES | | | | PANTHERS | | | | | | |
|------------------|----------|----------------|----------|----------------|----------------|----------|----------------|--------------------------|-----|-----------------|----------|----------------|----------|----------------|----------------|----------|--|
| LINEUP | ALL RUNS | ALL RUN METRES | D/H RUNS | D/H RUN METRES | P/C RUN METRES | L/E RUNS | S/GI | AVERAGE SET RUN DISTANCE | PEN | LINEUP | ALL RUNS | ALL RUN METRES | D/H RUNS | D/H RUN METRES | P/C RUN METRES | L/E RUNS | |
| Jai Field | 12 | 134 | 0 | 0 | 12 | 0 | 35m | | 43m | Caleb Aekins | 20 | 203 | 2 | 26 | 42 | 2 | |
| John Tohi | 10 | 86 | 2 | 16 | 34 | 0 | | | | Tyrone Phillips | 14 | 223 | 2 | 34 | 44 | 0 | |
| Patrick Herbert | 13 | 123 | 2 | 8 | 31 | 0 | | | | Sam Smith | 15 | 133 | 0 | 0 | 52 | 0 | |
| Matheson Johns | 10 | 105 | 1 | 11 | 56 | 0 | S/GI | ALL RUN (M) | PEN | Adam Keighran | 9 | 93 | 2 | 19 | 28 | 1 | |
| Jordan Pereira | 18 | 157 | 1 | 7 | 50 | 0 | 377 | BACK THREE | 553 | Ratu Tuisese | 15 | 127 | 1 | 13 | 38 | 0 | |
| Tristan Sailor | 10 | 76 | 0 | 0 | 12 | 5 | 228 | CENTRES | 226 | Jarome Luai | 9 | 90 | 0 | 0 | 15 | 1 | |
| Jack Payne | 3 | 5 | 0 | 0 | 0 | 1 | 81 | HALVES | 112 | Liam Coleman | 7 | 22 | 1 | 2 | 5 | 3 | |
| Mitchell Allgood | 6 | 52 | 0 | 0 | 21 | 1 | 317 | EDGE FORWARDS/LOCK | 347 | Nick Lui-Toso | 11 | 105 | 0 | 0 | 35 | 1 | |
| Reece Robson | 7 | 77 | 2 | 34 | 14 | 1 | 176 | PROPS | 277 | Soni Luke | 2 | 9 | 1 | 6 | 1 | 0 | |
| Hame Sele | 12 | 124 | 0 | 0 | 46 | 1 | 77 | HOOKER | 9 | Kaide Ellis | 17 | 172 | 0 | 0 | 41 | 0 | |
| Jacob Host | 15 | 131 | 0 | 0 | 57 | 0 | 90 | INTERCHANGE | 195 | Liam Martin | 11 | 124 | 0 | 0 | 47 | 0 | |
| Jackson Ford | 9 | 78 | 0 | 0 | 32 | 0 | S/GI | DUMMY HALF (M) | PEN | Jed Cartwright | 8 | 80 | 0 | 0 | 33 | 0 | |
| Blake Lawrie | 12 | 108 | 0 | 0 | 29 | 0 | 23 | BACK THREE | 73 | Tom Eisenhuth | 15 | 143 | 0 | 0 | 37 | 0 | |
| Josh Kerr | 4 | 26 | 0 | 0 | 9 | 1 | 19 | CENTRES | 19 | Oliver Clark | 7 | 56 | 0 | 0 | 16 | 0 | |
| Joe Lovodua | 3 | 14 | 3 | 14 | 2 | 1 | 0 | HALVES | 2 | Paea Pua | 8 | 60 | 0 | 0 | 21 | 0 | |
| Damian Sironen | 3 | 16 | 0 | 0 | 6 | 0 | 0 | EDGE FORWARDS/LOCK | 0 | Reed Izzard | 2 | 14 | 0 | 0 | 2 | 0 | |
| TJ Uele | 3 | 34 | 0 | 0 | 15 | 0 | 0 | PROPS | 0 | Andy Saunders | 7 | 65 | 0 | 0 | 15 | 0 | |
| | | | | | | | 34 | HOOKER | 6 | | | | | | | | |
| | | | | | | | 14 | INTERCHANGE | 0 | | | | | | | | |

MATCH REPORT

2018 INTRUST SUPER PREMIERSHIP NSW - ROUND 8


DRAGONS PASSING/KICKING PANTHERS

| LINEUP | RECEIPTS | PASSES | PASSES/RUN | DUMMY PASSES | KICKS | KICK METRES | LONG KICKS SPACE |
|------------------|----------|--------|------------|--------------|-------|-------------|------------------|
| Jai Field | 23 | 12 | 1 | 0 | 0 | 0 | 0 |
| John Tohi | 13 | 2 | 0.2 | 0 | 0 | 0 | 0 |
| Patrick Herbert | 16 | 6 | 0.46 | 3 | 1 | 2 | 0 |
| Matheson Johns | 13 | 4 | 0.4 | 2 | 0 | 0 | 0 |
| Jordan Pereira | 22 | 3 | 0.17 | 0 | 0 | 0 | 0 |
| Tristan Sailor | 33 | 23 | 2.3 | 2 | 4 | 108 | 2 |
| Jack Payne | 26 | 13 | 4.33 | 1 | 10 | 283 | 2 |
| Mitchell Allgood | 7 | 2 | 0.33 | 0 | 0 | 0 | 0 |
| Reece Robson | 82 | 76 | 10.86 | 7 | 0 | 0 | 0 |
| Hame Sele | 12 | 1 | 0.08 | 1 | 0 | 0 | 0 |
| Jacob Host | 16 | 1 | 0.07 | 2 | 0 | 0 | 0 |
| Jackson Ford | 10 | 0 | 0 | 1 | 0 | 0 | 0 |
| Blake Lawrie | 13 | 1 | 0.08 | 0 | 0 | 0 | 0 |
| Josh Kerr | 4 | 1 | 0.25 | 0 | 0 | 0 | 0 |
| Joe Lovodua | 25 | 22 | 7.33 | 2 | 1 | 14 | 0 |
| Damian Sironen | 4 | 1 | 0.33 | 0 | 0 | 0 | 0 |
| TJ Uele | 3 | 0 | 0 | 1 | 0 | 0 | 0 |

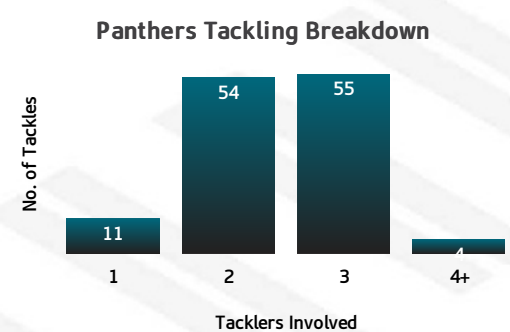
| S/GI | PASSING | PEN |
|------|-----------------------|------|
| 322 | RECEIPTS | 410 |
| 168 | PASSES | 226 |
| 6 | SHIFTS LEFT | 11 |
| 6 | SHIFTS RIGHT | 12 |
| 1.12 | PASSES/RUN | 1.28 |
| 22 | DUMMY PASSES | 20 |
| 8 | OFFLOADS | 11 |
| S/GI | KICKING | PEN |
| 16 | KICKS | 16 |
| 408 | KICKING METRES | 442 |
| 3 | BOMB KICKS | 1 |
| 2 | GRUBBER KICKS | 5 |
| 2 | CHIP KICKS | 2 |
| 0 | CROSSFIELD KICKS | 0 |
| 0 | FORCED DROPOUT KICKS | 2 |
| 0 | DEAD IN GOAL KICKS | 0 |
| 4 | LONG KICKS INTO SPACE | 5 |

| LINEUP | RECEIPTS | PASSES | PASSES/RUN | DUMMY PASSES | KICKS | KICK METRES | LONG KICKS SPACE |
|-----------------|----------|--------|------------|--------------|-------|-------------|------------------|
| Caleb Aekins | 32 | 14 | 0.7 | 1 | 1 | 13 | 0 |
| Tyrone Phillips | 19 | 5 | 0.36 | 1 | 0 | 0 | 0 |
| Sam Smith | 21 | 3 | 0.2 | 1 | 1 | 6 | 0 |
| Adam Keighran | 14 | 7 | 0.78 | 0 | 0 | 0 | 0 |
| Ratu Tuisese | 18 | 2 | 0.13 | 1 | 0 | 0 | 0 |
| Jarome Luai | 42 | 28 | 3.11 | 4 | 8 | 172 | 2 |
| Liam Coleman | 46 | 37 | 5.29 | 4 | 4 | 149 | 1 |
| Nick Lui-Toso | 11 | 1 | 0.09 | 0 | 0 | 0 | 0 |
| Soni Luke | 87 | 84 | 42 | 2 | 2 | 99 | 2 |
| Kaide Ellis | 27 | 10 | 0.59 | 3 | 0 | 0 | 0 |
| Liam Martin | 13 | 2 | 0.18 | 1 | 0 | 0 | 0 |
| Jed Cartwright | 8 | 0 | 0 | 0 | 0 | 0 | 0 |
| Tom Eisenhuth | 17 | 2 | 0.13 | 1 | 0 | 0 | 0 |
| Oliver Clark | 8 | 1 | 0.14 | 0 | 0 | 0 | 0 |
| Paea Pua | 12 | 3 | 0.38 | 0 | 0 | 0 | 0 |
| Reed Izzard | 27 | 26 | 13 | 1 | 0 | 0 | 0 |
| Andy Saunders | 8 | 1 | 0.14 | 0 | 0 | 0 | 0 |

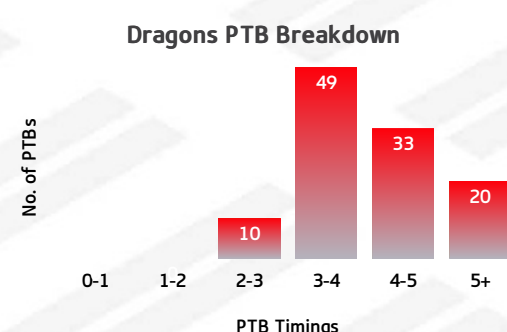
DRAGONS TACKLING PANTHERS



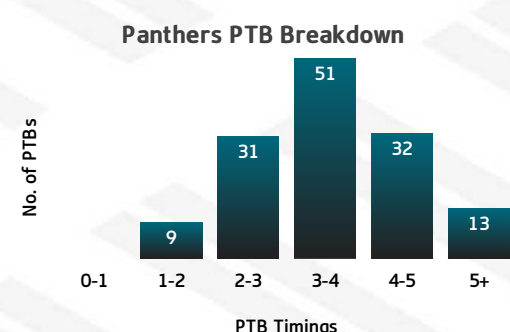
| S/GI | TACKLING | PEN |
|------|--------------------|------|
| 366 | TACKLES MADE | 301 |
| 20 | INEFFECTIVE | 13 |
| 45 | MISSED | 24 |
| 84.9 | EFFECTIVE TACKLE % | 89.1 |
| 8 | ONE ON ONE TACKLES | 11 |
| 58 | 2 MAN TACKLES | 54 |
| 61 | 3 MAN TACKLES | 55 |
| 13 | 4+ MAN TACKLES | 4 |



DRAGONS PLAY THE BALL PANTHERS



| S/GI | PTB (SECONDS) | PEN |
|------|---------------|-----|
| 0 | 0-1 SECONDS | 0 |
| 0 | 1-2 SECONDS | 9 |
| 10 | 2-3 SECONDS | 31 |
| 49 | 3-4 SECONDS | 51 |
| 33 | 4-5 SECONDS | 32 |
| 20 | 5+ SECONDS | 13 |

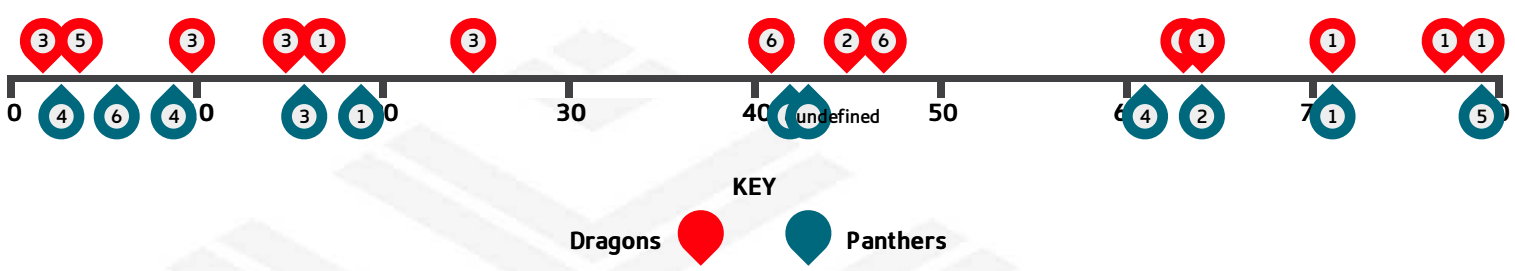


MATCH REPORT

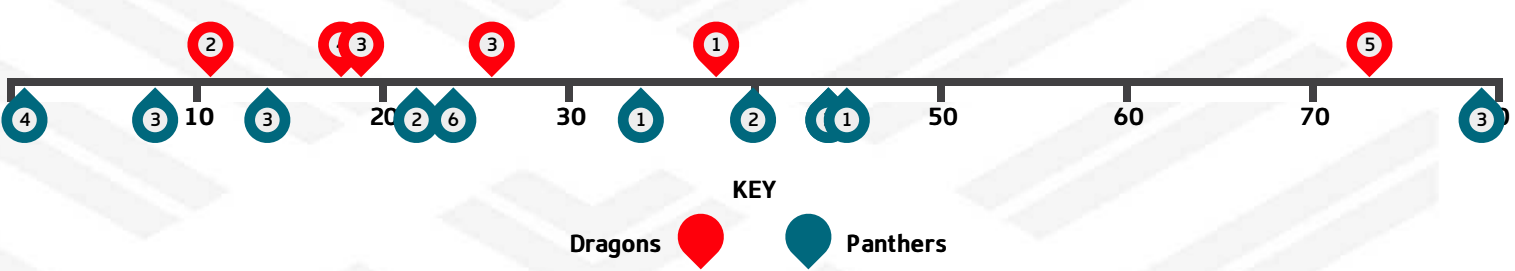
2018 INTRUST SUPER PREMIERSHIP NSW - ROUND 8

| DRAGONS | | | | | | | NEGATIVE PLAY | | | PANTHERS | | | | | | |
|------------------|--------|-----------|---------------|-------------------|------------------|-------------------|---------------|------------------------|-----|-----------------|--------|-----------|---------------|-------------------|------------------|-------------------|
| LINEUP | ERRORS | PENALTIES | PTB PENALTIES | GENERAL PENALTIES | F/PLAY PENALTIES | OFFSIDE PENALTIES | SGI | NEGATIVE PLAY | PEN | LINEUP | ERRORS | PENALTIES | PTB PENALTIES | GENERAL PENALTIES | F/PLAY PENALTIES | OFFSIDE PENALTIES |
| Jai Field | 3 | 0 | 0 | 0 | 0 | 0 | 15 | ERRORS | 11 | Caleb Aekins | 1 | 0 | 0 | 0 | 0 | 0 |
| John Tohi | 1 | 0 | 0 | 0 | 0 | 0 | 6 | PENALTIES (TOTAL) | 11 | Tyrone Phillips | 0 | 0 | 0 | 0 | 0 | 0 |
| Patrick Herbert | 0 | 0 | 0 | 0 | 0 | 0 | 3 | PTB DEFENCE PENALTIES | 9 | Sam Smith | 1 | 0 | 0 | 0 | 0 | 0 |
| Matheson Johns | 1 | 0 | 0 | 0 | 0 | 0 | 1 | GENERAL PLAY PENALTIES | 0 | Adam Keighran | 1 | 0 | 0 | 0 | 0 | 0 |
| Jordan Pereira | 1 | 1 | 1 | 0 | 0 | 0 | 1 | FOUL PLAY PENALTIES | 0 | Ratu Tuisese | 3 | 0 | 0 | 0 | 0 | 0 |
| Tristan Sailor | 1 | 0 | 0 | 0 | 0 | 0 | 1 | OFFSIDE PENALTIES | 2 | Jarome Luai | 1 | 1 | 1 | 0 | 0 | 0 |
| Jack Payne | 1 | 0 | 0 | 0 | 0 | 0 | 0 | SCRUM PENALTIES | 0 | Liam Coleman | 0 | 1 | 1 | 0 | 0 | 0 |
| Mitchell Allgood | 0 | 0 | 0 | 0 | 0 | 0 | 0 | ON REPORTS | 0 | Nick Lui-Toso | 0 | 0 | 0 | 0 | 0 | 0 |
| Reece Robson | 2 | 1 | 0 | 0 | 1 | 0 | 0 | SIN BINS | 0 | Soni Luke | 0 | 6 | 5 | 0 | 0 | 1 |
| Hame Sele | 0 | 1 | 1 | 0 | 0 | 0 | 0 | SEND OFFS | 0 | Kaide Ellis | 1 | 1 | 1 | 0 | 0 | 0 |
| Jacob Host | 1 | 0 | 0 | 0 | 0 | 0 | | | | Liam Martin | 1 | 0 | 0 | 0 | 0 | 0 |
| Jackson Ford | 1 | 2 | 0 | 1 | 0 | 1 | | | | Jed Cartwright | 0 | 2 | 1 | 0 | 0 | 1 |
| Blake Lawrie | 1 | 1 | 1 | 0 | 0 | 0 | | | | Tom Eisenhuth | 0 | 0 | 0 | 0 | 0 | 0 |
| Josh Kerr | 1 | 0 | 0 | 0 | 0 | 0 | | | | Oliver Clark | 0 | 0 | 0 | 0 | 0 | 0 |
| Joe Lovodua | 0 | 0 | 0 | 0 | 0 | 0 | | | | Paea Pua | 1 | 0 | 0 | 0 | 0 | 0 |
| Damian Sironen | 0 | 0 | 0 | 0 | 0 | 0 | | | | Reed Izzard | 0 | 0 | 0 | 0 | 0 | 0 |
| TJ Uele | 0 | 0 | 0 | 0 | 0 | 0 | | | | Andy Saunders | 0 | 0 | 0 | 0 | 0 | 0 |

ERROR TIMELINE



PENALTY TIMELINE



MATCH REPORT

2018 INTRUST SUPER PREMIERSHIP NSW - ROUND 8

ST. GEORGE ILLAWARRA DRAGONS NSW CUP



| No | Name | Player Position | Minutes | Tries | Goals | Field Goals | Goal % | Points | All Runs | All Run Metres | Dummy Half Runs | Post Contact Metres | Try Assists | Linebreak Assists | Linebreaks | Tacklebreaks | Kicks | Bomb Kicks | Kicking Metres | Offloads | Tackles | Missed Tackles | Ineffective Tackles | Try Saves (post) | Try Causes | Decoys (post) | Supports (post) |
|----|------------------|-----------------|---------|-------|-------|-------------|--------|--------|----------|----------------|-----------------|---------------------|-------------|-------------------|------------|--------------|-------|------------|----------------|----------|---------|----------------|---------------------|------------------|------------|---------------|-----------------|
| 1 | Jai Field | Fullback | 80 | 0 | 1 | 0 | 100 | 2 | 12 | 134 | 0 | 12 | 0 | 0 | 0 | 4 | 0 | 0 | 0 | 0 | 4 | 3 | 0 | 0 | 0 | 0 | 4 |
| 2 | John Tohi | Winger | 80 | 0 | 0 | 0 | 0 | 0 | 10 | 86 | 2 | 34 | 0 | 0 | 0 | 1 | 0 | 0 | 0 | 0 | 8 | 2 | 0 | 0 | 0 | 0 | 5 |
| 3 | Patrick Herbert | Centre | 80 | 0 | 0 | 0 | 0 | 0 | 13 | 123 | 2 | 31 | 1 | 0 | 1 | 2 | 1 | 0 | 2 | 2 | 13 | 3 | 1 | 0 | 0 | 0 | 5 |
| 4 | Matheson Johns | Centre | 80 | 0 | 0 | 0 | 0 | 0 | 10 | 105 | 1 | 56 | 0 | 0 | 0 | 2 | 0 | 0 | 0 | 0 | 16 | 5 | 1 | 0 | 2 | 0 | 3 |
| 5 | Jordan Pereira | Winger | 80 | 0 | 0 | 0 | 0 | 0 | 18 | 157 | 1 | 50 | 0 | 0 | 0 | 4 | 0 | 0 | 0 | 0 | 7 | 0 | 0 | 0 | 2 | 2 | 6 |
| 6 | Tristan Sailor | Five-Eighth | 80 | 1 | 0 | 0 | 0 | 4 | 10 | 76 | 0 | 12 | 0 | 0 | 0 | 2 | 4 | 2 | 108 | 0 | 19 | 2 | 2 | 0 | 0 | 1 | 16 |
| 7 | Jack Payne | Halfback | 66 | 0 | 0 | 0 | 0 | 0 | 3 | 5 | 0 | 0 | 0 | 0 | 0 | 0 | 10 | 0 | 283 | 0 | 20 | 6 | 6 | 0 | 1 | 0 | 13 |
| 20 | Mitchell Allgood | Prop | 56 | 0 | 0 | 0 | 0 | 0 | 6 | 52 | 0 | 21 | 0 | 0 | 0 | 1 | 0 | 0 | 0 | 0 | 41 | 2 | 0 | 0 | 1 | 3 | 6 |
| 9 | Reece Robson | Hooker | 80 | 0 | 0 | 0 | 0 | 0 | 7 | 77 | 2 | 14 | 0 | 0 | 1 | 4 | 0 | 0 | 0 | 2 | 40 | 4 | 1 | 0 | 0 | 0 | 2 |
| 8 | Hame Sele | Prop | 62 | 0 | 0 | 0 | 0 | 0 | 12 | 124 | 0 | 46 | 0 | 0 | 0 | 1 | 0 | 0 | 0 | 0 | 37 | 3 | 2 | 0 | 0 | 5 | 9 |
| 19 | Jacob Host | 2nd Row | 70 | 0 | 0 | 0 | 0 | 0 | 15 | 131 | 0 | 57 | 0 | 1 | 0 | 0 | 0 | 0 | 0 | 1 | 26 | 2 | 1 | 0 | 0 | 3 | 3 |
| 12 | Jackson Ford | 2nd Row | 80 | 0 | 0 | 0 | 0 | 0 | 9 | 78 | 0 | 32 | 0 | 0 | 0 | 2 | 0 | 0 | 0 | 0 | 46 | 4 | 3 | 0 | 1 | 3 | 5 |
| 13 | Blake Lawrie | Lock | 55 | 0 | 0 | 0 | 0 | 0 | 12 | 108 | 0 | 29 | 0 | 0 | 0 | 1 | 0 | 0 | 0 | 0 | 39 | 4 | 2 | 0 | 1 | 4 | 11 |
| 10 | Josh Kerr | Interchange | 32 | 0 | 0 | 0 | 0 | 0 | 4 | 26 | 0 | 9 | 0 | 0 | 0 | 0 | 0 | 0 | 0 | 0 | 21 | 0 | 0 | 0 | 0 | 8 | 1 |
| 11 | Joe Lovodua | Interchange | 24 | 0 | 0 | 0 | 0 | 0 | 3 | 14 | 3 | 2 | 0 | 0 | 0 | 0 | 1 | 1 | 14 | 2 | 12 | 1 | 0 | 0 | 0 | 2 | 0 |
| 15 | Damian Sironen | Interchange | 26 | 0 | 0 | 0 | 0 | 0 | 3 | 16 | 0 | 6 | 0 | 0 | 0 | 0 | 0 | 0 | 0 | 1 | 15 | 4 | 1 | 0 | 0 | 3 | 1 |
| 17 | TJ Uele | Interchange | 10 | 0 | 0 | 0 | 0 | 0 | 3 | 34 | 0 | 15 | 0 | 0 | 0 | 0 | 0 | 0 | 0 | 0 | 2 | 0 | 0 | 0 | 1 | 2 | 1 |

PENRITH PANTHERS NSW CUP



| No | Name | Player Position | Minutes | Tries | Goals | Field Goals | Goal % | Points | All Runs | All Run Metres | Dummy Half Runs | Post Contact Metres | Try Assists | Linebreak Assists | Linebreaks | Tacklebreaks | Kicks | Bomb Kicks | Kicking Metres | Offloads | Tackles | Missed Tackles | Ineffective Tackles | Try Saves (post) | Try Causes | Decoys (post) | Supports (post) |
|----|-----------------|-----------------|---------|-------|-------|-------------|--------|--------|----------|----------------|-----------------|---------------------|-------------|-------------------|------------|--------------|-------|------------|----------------|----------|---------|----------------|---------------------|------------------|------------|---------------|-----------------|
| 1 | Caleb Aekins | Fullback | 80 | 0 | 0 | 0 | 0 | 0 | 20 | 203 | 2 | 42 | 0 | 0 | 1 | 6 | 1 | 0 | 13 | 1 | 4 | 1 | 0 | 0 | 0 | 3 | 21 |
| 22 | Tyrone Phillips | Winger | 80 | 3 | 0 | 0 | 0 | 12 | 14 | 223 | 2 | 44 | 0 | 0 | 3 | 6 | 0 | 0 | 0 | 1 | 2 | 0 | 0 | 0 | 0 | 1 | 9 |
| 2 | Sam Smith | Centre | 80 | 0 | 0 | 0 | 0 | 0 | 15 | 133 | 0 | 52 | 1 | 2 | 0 | 1 | 1 | 0 | 6 | 0 | 9 | 1 | 0 | 0 | 0 | 0 | 15 |
| 3 | Adam Keighran | Centre | 80 | 0 | 5 | 0 | 100 | 10 | 9 | 93 | 2 | 28 | 0 | 0 | 0 | 5 | 0 | 0 | 0 | 0 | 11 | 4 | 1 | 0 | 1 | 2 | 7 |
| 4 | Ratu Tuisese | Winger | 80 | 0 | 0 | 0 | 0 | 0 | 15 | 127 | 1 | 38 | 0 | 0 | 0 | 1 | 0 | 0 | 0 | 0 | 2 | 2 | 0 | 0 | 0 | 0 | 5 |
| 6 | Jarome Lui | Five-Eighth | 80 | 1 | 0 | 0 | 0 | 4 | 9 | 90 | 0 | 15 | 0 | 0 | 2 | 3 | 8 | 0 | 172 | 0 | 29 | 3 | 2 | 0 | 0 | 0 | 19 |
| 7 | Liam Coleman | Halfback | 80 | 0 | 0 | 0 | 0 | 0 | 7 | 22 | 1 | 5 | 0 | 0 | 0 | 1 | 4 | 1 | 149 | 1 | 23 | 0 | 1 | 0 | 0 | 0 | 19 |
| 18 | Nick Lui-Toso | Prop | 43 | 0 | 0 | 0 | 0 | 0 | 11 | 105 | 0 | 35 | 0 | 0 | 0 | 0 | 0 | 0 | 0 | 0 | 17 | 0 | 1 | 0 | 0 | 4 | 17 |
| 9 | Soni Luke | Hooker | 66 | 0 | 0 | 0 | 0 | 0 | 2 | 9 | 1 | 1 | 0 | 0 | 0 | 0 | 2 | 0 | 99 | 0 | 36 | 4 | 0 | 0 | 0 | 0 | 1 |
| 20 | Kaide Ellis | Prop | 76 | 1 | 0 | 0 | 0 | 4 | 17 | 172 | 0 | 41 | 0 | 0 | 1 | 4 | 0 | 0 | 0 | 0 | 29 | 5 | 1 | 0 | 0 | 5 | 12 |
| 11 | Liam Martin | 2nd Row | 67 | 0 | 0 | 0 | 0 | 0 | 11 | 124 | 0 | 47 | 0 | 1 | 0 | 7 | 0 | 0 | 0 | 3 | 33 | 0 | 2 | 0 | 0 | 4 | 14 |
| 12 | Jed Cartwright | 2nd Row | 29 | 0 | 0 | 0 | 0 | 0 | 8 | 80 | 0 | 33 | 0 | 0 | 0 | 0 | 0 | 0 | 0 | 2 | 7 | 0 | 0 | 0 | 0 | 1 | 12 |
| 17 | Tom Eisenhuth | Lock | 80 | 0 | 0 | 0 | 0 | 0 | 15 | 143 | 0 | 37 | 0 | 0 | 0 | 5 | 0 | 0 | 0 | 2 | 33 | 1 | 1 | 0 | 0 | 2 | 10 |
| 8 | Oliver Clark | Interchange | 36 | 0 | 0 | 0 | 0 | 0 | 7 | 56 | 0 | 16 | 0 | 0 | 0 | 3 | 0 | 0 | 0 | 0 | 23 | 1 | 3 | 0 | 0 | 2 | 2 |
| 10 | Paea Pua | Interchange | 25 | 0 | 0 | 0 | 0 | 0 | 8 | 60 | 0 | 21 | 0 | 0 | 0 | 0 | 0 | 0 | 0 | 1 | 12 | 0 | 1 | 0 | 0 | 1 | 3 |
| 13 | Reed Izzard | Interchange | 27 | 0 | 0 | 0 | 0 | 0 | 2 | 14 | 0 | 2 | 0 | 0 | 0 | 3 | 0 | 0 | 0 | 0 | 12 | 0 | 0 | 0 | 0 | 0 | 0 |
| 14 | Andy Saunders | Interchange | 32 | 0 | 0 | 0 | 0 | 0 | 7 | 65 | 0 | 15 | 0 | 0 | 0 | 0 | 0 | 0 | 0 | 0 | 19 | 2 | 0 | 0 | 0 | 3 | 2 |

