

MATCH REPORT

2019 CANTERBURY CUP NSW - ROUND 8

MOUNTIES VS PENRITH PANTHERS NSW CUP



MOUNTIES

LINEUP	PLAYER STATS			
	Mins	Tackles	Metres	Points
20 Anthony Layoun	80	8	106	0
2 Tony Satini	80	5	89	0
3 Reubenn Rennie	80	3	149	0
4 Sebastian Kris	80	10	73	0
5 Andre Niko	80	3	79	14
6 Ata Hingano	80	23	44	0
7 Aidan Sezer	80	11	66	0
8 Royce Hunt	36	27	89	0
9 Tom Starling	80	37	100	0
16 Emre Guler	47	36	91	4
11 Reuben Porter	80	33	99	4
12 Jack Murchie	57	38	67	0
14 Jarrett Boland	80	25	68	0
10 JJ Collins	52	27	123	0
13 Steve Tavita	28	10	87	0
15 Dan Keir	20	9	40	0
17 Dean Matterson	0	0	0	0

TOP 3 PLAYERS STATS	
Made Tackles	
Jack Murchie	38
Tom Starling	37
Emre Guler	36
Runs	
Reubenn Rennie	15
Tom Starling	12
JJ Collins	11
Metres with Ball	
Reubenn Rennie	149
JJ Collins	123
Anthony Layoun	106
Kicks In Play	
Aidan Sezer	10
Ata Hingano	3
Tom Starling	1

GAME DATA

22 2019-05-05 30
AUBREY KEECH RESERVE

REFEREES

DAMIAN BRADY

MOU	POINT SCORING		PEN	
Scored	Missed	Missed	Scored	
4			5	
TRIES				
3	1		1	4
CONVERSIONS				
0	0		0	1
PENALTY GOALS				
0	0		0	0
DROP GOALS				

MOU	POSSESSION %		PEN
45%			55%

MOU	ATTACKING	PEN
143	RUNS	144
1378	RUN METRES	1467
6	LINEBREAKS	2
4	LINEBREAK ASSISTS	1

MOU	KICKING	PEN
14	KICKS	15
322	KICKING METRES	345
0	40/20	0

MOU	TACKLES	PEN
305	MADE	245
4	INEFFECTIVE	9
26	MISSED	26

MOU	ERRORS	PEN
6	ERRORS	6
13	PENALTIES AGAINST	11
0	SINBIN	1
0	SENT OFF	0

PANTHERS

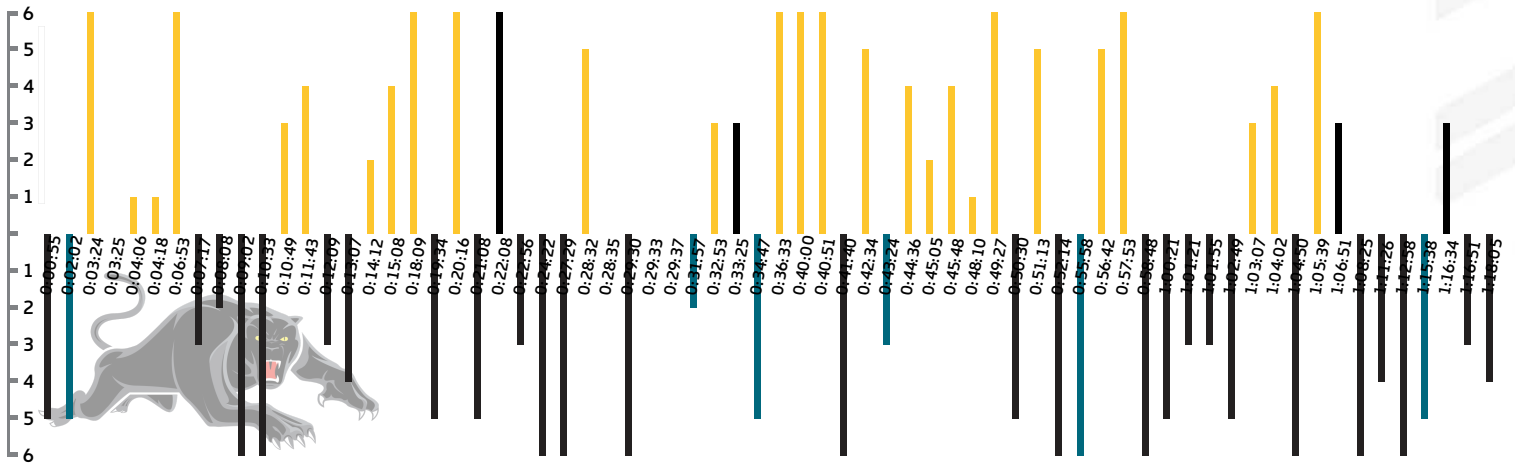
PLAYER STATS	LINEUP			
	Mins	Tackles	Metres	Points
80	7	131	10	Dylan Edwards 1
80	3	68	4	Allan Fitzgibbon 3
80	15	70	0	Brent Naden 2
80	7	113	4	Ratu Tuisese 18
80	4	128	0	Brian Too 5
67	23	55	0	Reed Izzard 14
80	14	56	4	Kurt Falls 6
69	19	95	0	Jack Hetherington 15
52	33	15	0	Meni Luke 19
38	17	92	0	Nick Lui-Toso 10
70	16	132	0	Matheson Johns 4
80	20	153	8	William Burns 12
80	41	107	0	Mitchell Kenny 9
14	2	53	0	Bradley Gaut 16
33	3	41	0	Adam Fearnley 21
25	10	50	0	Cowen Epere 22
26	11	97	0	George Tsirikas 24

TOP 3 PLAYERS STATS	
Made Tackles	
41	Mitchell Kenny
33	Meni Luke
23	Reed Izzard
Runs	
14	William Burns
14	Dylan Edwards
13	Matheson Johns
Metres with Ball	
153	William Burns
132	Matheson Johns
131	Dylan Edwards
Kicks In Play	
7	Kurt Falls
4	Reed Izzard
2	Adam Fearnley

MATCH REPORT

2019 CANTERBURY CUP NSW - ROUND 8

MOUNTIES				COMPLETIONS			PANTHERS			
STAT TYPE	1	2	TOT	MOU	COMPLETION %	PEN	STAT TYPE	1	2	TOT
Complete Sets	14	13	27	82%			Complete Sets	14	14	28
Incomplete Sets	4	2	6				Incomplete Sets	4	3	7
Completion %	78%	87%	82%				Completion %	78%	82%	80%



KEY

Complete Mounties (Yellow), Incomplete Mounties (Black), Complete Panthers (Teal), Incomplete Panthers (Dark Blue)

MOUNTIES							RUNNING METRES				PANTHERS						
LINEUP	ALL RUNS	ALL RUN METRES	D/H RUNS	D/H RUN METRES	P/C RUN METRES	L/E RUNS	MOU	AVERAGE SET RUN DISTANCE	PEN	LINEUP	ALL RUNS	ALL RUN METRES	D/H RUNS	D/H RUN METRES	P/C RUN METRES	L/E RUNS	
Anthony Layoun	11	106	3	44	40	0	42m		42m	Dylan Edwards	14	131	3	25	39	0	
Tony Satini	9	89	1	6	45	0				Allan Fitzgibbon	8	68	4	44	26	0	
Reubenn Rennie	15	149	1	14	50	1	MOU	ALL RUN (M)	PEN	Brent Naden	6	70	1	10	34	0	
Sebastian Kris	7	73	0	0	29	0	274	BACK THREE	327	Ratu Tuiseese	10	113	0	0	50	0	
Andre Niko	6	79	1	15	25	0	222	CENTRES	183	Brian Too	11	128	0	0	58	0	
Ata Hingano	7	44	0	0	5	3	110	HALVES	111	Reed Izzard	8	55	0	0	20	0	
Aidan Sezer	10	66	0	0	5	8	234	EDGE FORWARDS/LOCK	392	Kurt Falls	4	56	0	0	8	1	
Royce Hunt	9	89	0	0	36	1	180	PROPS	187	Jack Hetherington	8	95	0	0	37	0	
Tom Starling	12	100	10	86	14	6	100	HOOVER	15	Meni Luke	2	15	2	15	0	1	
Emre Guler	8	91	0	0	28	1	250	INTERCHANGE	241	Nick Lui-Toso	10	92	0	0	37	0	
Reuben Porter	11	99	0	0	36	0	MOU	DUMMY HALF (M)	PEN	Matheson Johns	13	132	0	0	48	0	
Jack Murchie	7	67	0	0	33	0	65	BACK THREE	69	William Burns	14	153	0	0	56	0	
Jarrett Boland	8	68	0	0	19	1	14	CENTRES	10	Mitchell Kenny	12	107	3	24	46	1	
JJ Collins	11	123	0	0	55	0	0	HALVES	0	Bradley Gaut	7	53	0	0	16	0	
Steve Tavita	6	87	0	0	34	0	0	EDGE FORWARDS/LOCK	24	Adam Fearnley	5	41	0	0	11	1	
Dan Keir	6	40	0	0	9	0	0	PROPS	0	Cowen Epere	4	50	0	0	23	0	
Dean Matterson	0	0	0	0	0	0	86	HOOVER	15	George Tsirikas	8	97	0	0	26	0	
							0	INTERCHANGE	0								

MATCH REPORT

2019 CANTERBURY CUP NSW - ROUND 8

MOUNTIES

LINEUP	RECEIPTS	PASSES	PASSES/RUN	DUMMY PASSES	KICKS	KICK METRES	LONG KICKS SPACE
Anthony Layoun	18	6	0.55	5	0	0	0
Tony Satini	12	2	0.22	0	0	0	0
Reubenn Rennie	15	5	0.33	0	0	0	0
Sebastian Kris	9	5	0.71	1	0	0	0
Andre Niko	8	0	0	0	0	0	0
Ata Hingano	32	24	3.43	5	3	39	0
Aidan Sezer	30	18	1.8	1	10	260	2
Royce Hunt	9	1	0.11	0	0	0	0
Tom Starling	88	86	7.17	10	1	23	0
Emre Guler	9	1	0.13	1	0	0	0
Reuben Porter	12	1	0.09	0	0	0	0
Jack Murchie	8	1	0.14	0	0	0	0
Jarrett Boland	8	1	0.13	0	0	0	0
JJ Collins	11	0	0	0	0	0	0
Steve Tavita	6	0	0	0	0	0	0
Dan Keir	6	0	0	0	0	0	0
Dean Matterson	0	0	0	0	0	0	0

PASSING/KICKING

MOU	PASSING	PEN
281	RECEIPTS	311
151	PASSES	161
9	SHIFTS LEFT	9
3	SHIFTS RIGHT	4
1.06	PASSES/RUN	1.12
23	DUMMY PASSES	34
6	OFFLOADS	2

MOU	KICKING	PEN
14	KICKS	15
322	KICKING METRES	345
1	BOMB KICKS	1
6	GRUBBER KICKS	7
2	CHIP KICKS	1
0	CROSSFIELD KICKS	0
1	FORCED DROPOUT KICKS	2
0	DEAD IN GOAL KICKS	0
2	LONG KICKS INTO SPACE	3

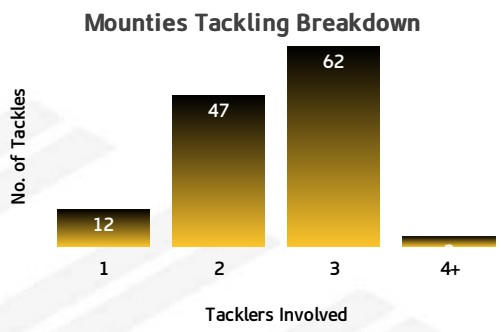
PANTHERS

LINEUP	RECEIPTS	PASSES	PASSES/RUN	DUMMY PASSES	KICKS	KICK METRES	LONG KICKS SPACE
Dylan Edwards	23	9	0.64	2	1	5	0
Allan Fitzgibbon	12	0	0	1	0	0	0
Brent Naden	8	4	0.67	0	0	0	0
Ratu Tuiseese	11	5	0.5	0	0	0	0
Brian Too	13	1	0.09	0	0	0	0
Reed Izzard	21	9	1.13	3	4	85	1
Kurt Falls	29	17	4.25	5	7	188	2
Jack Hetherington	10	1	0.13	1	0	0	0
Meni Luke	52	52	26	8	0	0	0
Nick Lui-Toso	10	0	0	0	0	0	0
Matheson Johns	13	0	0	1	0	0	0
William Burns	15	1	0.07	3	0	0	0
Mitchell Kenny	55	47	3.92	4	1	1	0
Bradley Gaut	8	1	0.14	1	0	0	0
Adam Fearnley	16	11	2.2	3	2	64	0
Cowen Epere	5	1	0.25	0	0	0	0
George Tsirikas	10	2	0.25	2	0	0	0

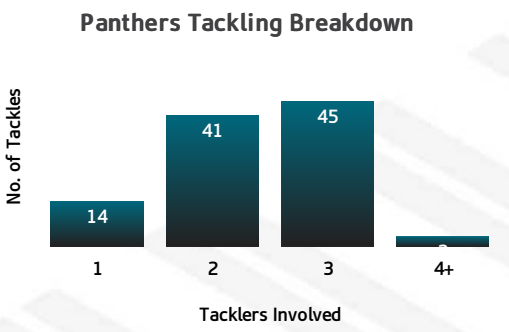
MOUNTIES

TACKLING

PANTHERS



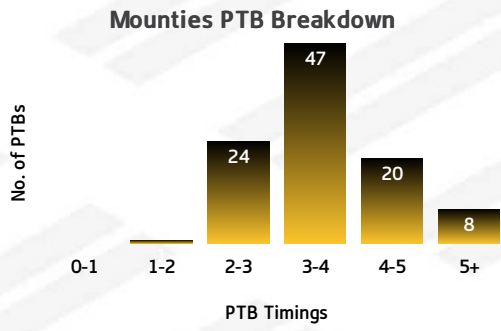
MOU	TACKLING	PEN
305	TACKLES MADE	245
4	INEFFECTIVE	9
26	MISSED	26
91	EFFECTIVE TACKLE %	87.5
12	ONE ON ONE TACKLES	14
47	2 MAN TACKLES	41
62	3 MAN TACKLES	45
3	4+ MAN TACKLES	3



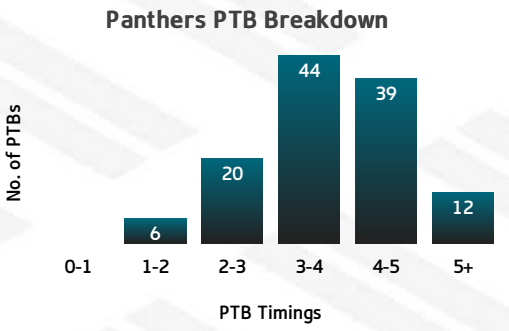
MOUNTIES

PLAY THE BALL

PANTHERS



MOU	PTB (SECONDS)	PEN
0	0-1 SECONDS	0
1	1-2 SECONDS	6
24	2-3 SECONDS	20
47	3-4 SECONDS	44
20	4-5 SECONDS	39
8	5+ SECONDS	12

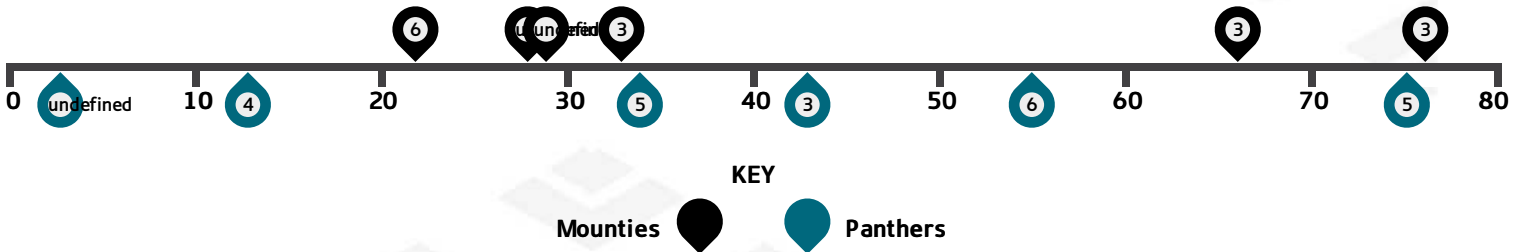


MATCH REPORT

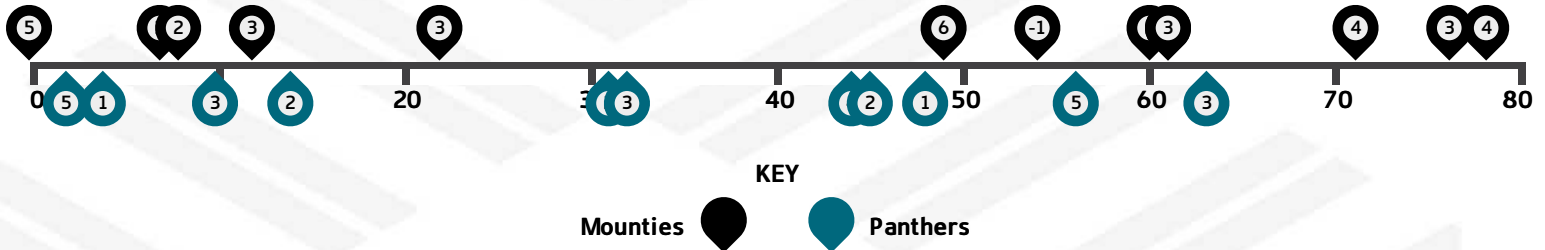
2019 CANTERBURY CUP NSW - ROUND 8

MOUNTIES							NEGATIVE PLAY			PANTHERS						
LINEUP	ERRORS	PENALTIES	PTB PENALTIES	GENERAL PENALTIES	F/PLAY PENALTIES	OFFSIDE PENALTIES	MOU	NEGATIVE PLAY	PEN	LINEUP	ERRORS	PENALTIES	PTB PENALTIES	GENERAL PENALTIES	F/PLAY PENALTIES	OFFSIDE PENALTIES
Anthony Layoun	1	1	1	0	0	0	6	ERRORS	6	Dylan Edwards	1	0	0	0	0	0
Tony Satini	0	1	0	0	1	0	13	PENALTIES (TOTAL)	11	Allan Fitzgibbon	2	0	0	0	0	0
Reubenn Rennie	0	1	0	0	1	0	7	PTB DEFENCE PENALTIES	5	Brent Naden	1	2	1	0	1	0
Sebastian Kris	0	0	0	0	0	0	1	GENERAL PLAY PENALTIES	1	Ratu Tuisese	1	0	0	0	0	0
Andre Niko	1	1	0	1	0	0	4	FOUL PLAY PENALTIES	3	Brian Too	0	0	0	0	0	0
Ata Hingano	1	1	0	0	0	1	1	OFFSIDE PENALTIES	2	Reed Izzard	0	0	0	0	0	0
Aidan Sezer	0	1	1	0	0	0	0	SCRUM PENALTIES	0	Kurt Falls	0	0	0	0	0	0
Royce Hunt	0	2	1	0	1	0	0	ON REPORTS	4	Jack Hetherington	0	4	0	1	2	1
Tom Starling	1	1	1	0	0	0	0	SIN BINS	1	Meni Luke	0	1	0	0	0	1
Emre Guler	0	0	0	0	0	0	0	SEND OFFS	0	Nick Lui-Toso	0	0	0	0	0	0
Reuben Porter	0	2	2	0	0	0				Matheson Johns	1	2	2	0	0	0
Jack Murchie	0	0	0	0	0	0				William Burns	0	0	0	0	0	0
Jarrett Boland	2	0	0	0	0	0				Mitchell Kenny	0	2	2	0	0	0
JJ Collins	0	2	1	0	1	0				Bradley Gaut	0	0	0	0	0	0
Steve Tavita	0	0	0	0	0	0				Adam Fearnley	0	0	0	0	0	0
Dan Keir	0	0	0	0	0	0				Cowen Epere	0	0	0	0	0	0
Dean Matterson	0	0	0	0	0	0				George Tsirikias	0	0	0	0	0	0

ERROR TIMELINE



PENALTY TIMELINE



MATCH REPORT

2019 CANTERBURY CUP NSW - ROUND 8

MOUNTIES

No	Name	Player Position	Minutes	Tries	Goals	Field Goals	Goal %	Points	All Runs	All Run Metres	Dummy Half Runs	Post Contact Metres	Try Assists	Linebreak Assists	Linebreaks	Tacklebreaks	Kicks	Bomb Kicks	Kicking Metres	Offloads	Tackles	Missed Tackles	Ineffective Tackles	Try Saves (post)	Try Causes	Decoys (post)	Supports (post)
20	Anthony Layoun	Fullback	80	0	0	0	0	0	11	106	3	40	0	0	0	3	0	0	0	2	8	1	0	0	2	1	15
2	Tony Satini	Winger	80	0	0	0	0	0	9	89	1	45	0	0	0	2	0	0	0	0	5	0	0	0	3	1	6
3	Reubenn Rennie	Centre	80	0	0	0	0	0	15	149	1	50	1	1	1	3	0	0	0	0	3	2	0	0	0	2	6
4	Sebastian Kris	Centre	80	0	0	0	0	0	7	73	0	29	0	0	0	2	0	0	0	0	10	1	1	0	0	1	12
5	Andre Niko	Winger	80	2	3	0	75	14	6	79	1	25	0	0	1	2	0	0	0	0	3	0	0	0	1	1	11
6	Ata Hingano	Five-Eighth	80	0	0	0	0	0	7	44	0	5	1	1	0	1	3	0	39	2	23	4	0	0	1	0	9
7	Aidan Sezer	Halfback	80	0	0	0	0	0	10	66	0	5	0	1	0	0	10	1	260	0	11	3	1	0	0	0	12
8	Royce Hunt	Prop	36	0	0	0	0	0	9	89	0	36	0	0	0	2	0	0	0	0	27	1	0	0	0	2	7
9	Tom Starling	Hooker	80	0	0	0	0	0	12	100	10	14	1	1	1	0	1	0	23	0	37	1	0	0	0	0	6
16	Emre Guler	Prop	47	1	0	0	0	4	8	91	0	28	0	0	1	3	0	0	0	0	36	1	0	0	0	3	6
11	Reuben Porter	2nd Row	80	1	0	0	0	4	11	99	0	36	0	0	1	2	0	0	0	1	33	7	1	0	0	5	7
12	Jack Murchie	2nd Row	57	0	0	0	0	0	7	67	0	33	0	0	0	0	0	0	0	0	38	3	0	0	0	7	5
14	Jarrett Boland	Lock	80	0	0	0	0	0	8	68	0	19	0	0	1	0	0	0	0	0	25	0	1	0	0	1	10
10	JJ Collins	Interchange	52	0	0	0	0	0	11	123	0	55	0	0	0	1	0	0	0	1	27	2	0	0	1	4	5
13	Steve Tavita	Interchange	28	0	0	0	0	0	6	87	0	34	0	0	0	4	0	0	0	0	10	0	0	0	0	4	4
15	Dan Keir	Interchange	20	0	0	0	0	0	6	40	0	9	0	0	0	1	0	0	0	0	9	0	0	0	0	3	8
17	Dean Matterson	Interchange	0	0	0	0	0	0	0	0	0	0	0	0	0	0	0	0	0	0	0	0	0	0	0	0	0

PENRITH PANTHERS NSW CUP



No	Name	Player Position	Minutes	Tries	Goals	Field Goals	Goal %	Points	All Runs	All Run Metres	Dummy Half Runs	Post Contact Metres	Try Assists	Linebreak Assists	Linebreaks	Tacklebreaks	Kicks	Bomb Kicks	Kicking Metres	Offloads	Tackles	Missed Tackles	Ineffective Tackles	Try Saves (post)	Try Causes	Decoys (post)	Supports (post)
1	Dylan Edwards	Fullback	80	0	5	0	83.33	10	14	131	3	39	1	0	0	4	1	0	5	0	7	3	0	0	1	10	38
3	Allan Fitzgibbon	Winger	80	1	0	0	0	4	8	68	4	26	0	0	0	1	0	0	0	0	3	1	0	0	0	0	8
2	Brent Naden	Centre	80	0	0	0	0	0	6	70	1	34	0	0	0	0	0	0	0	0	15	0	0	0	1	3	13
18	Ratu Tuisese	Centre	80	1	0	0	0	4	10	113	0	50	0	0	0	4	0	0	0	0	7	2	1	0	1	2	15
5	Brian Too	Winger	80	0	0	0	0	0	11	128	0	58	0	0	0	2	0	0	0	0	4	1	0	0	2	0	11
14	Reed Izzard	Five-Eighth	67	0	0	0	0	0	8	55	0	20	1	0	0	0	4	0	85	0	23	3	1	0	1	3	20
6	Kurt Falls	Halfback	80	1	0	0	0	4	4	56	0	8	1	0	1	1	7	1	188	0	14	3	0	0	1	0	32
15	Jack Hetherington	Prop	69	0	0	0	0	0	8	95	0	37	0	0	0	0	0	0	0	0	19	1	0	0	0	7	17
19	Meni Luke	Hooker	52	0	0	0	0	0	2	15	2	0	0	0	0	0	0	0	0	0	33	4	0	0	1	1	8
10	Nick Lui-Toso	Prop	38	0	0	0	0	0	10	92	0	37	0	0	0	2	0	0	0	0	17	0	0	0	0	7	5
4	Matheson Johns	2nd Row	70	0	0	0	0	0	13	132	0	48	0	0	0	3	0	0	0	1	16	2	2	0	0	3	6
12	William Burns	2nd Row	80	2	0	0	0	8	14	153	0	56	0	0	1	5	0	0	0	0	20	0	3	0	0	3	10
9	Mitchell Kenny	Lock	80	0	0	0	0	0	12	107	3	46	1	1	0	1	1	0	1	0	41	5	1	0	1	5	18
16	Bradley Gaut	Interchange	14	0	0	0	0	0	7	53	0	16	0	0	0	1	0	0	0	0	2	0	0	0	0	1	4
21	Adam Fearnley	Interchange	33	0	0	0	0	0	5	41	0	11	0	0	0	0	2	0	64	0	3	0	1	0	0	1	18
22	Cowen Epere	Interchange	25	0	0	0	0	0	4	50	0	23	0	0	0	1	0	0	0	0	10	1	0	0	0	3	0
24	George Tsirikas	Interchange	26	0	0	0	0	0	8	97	0	26	0	0	0	1	0	0	0	1	11	0	0	0	0	5	8